



Transitional Support Services- Chico

ANNUAL REPORT

July 1, 2024 – June 30, 2025

WHAT WE DO

Transitional Support Services (TSS) – Chico provides community support services to dually diagnosed adults living with psychiatric disorders and intellectual disabilities. All services support the successful integration into their communities. Participants gain a sense of purpose, independence, and the knowledge that neither their developmental nor psychiatric disorder should limit their ability to lead meaningful lives.

Motivational Interviewing, Harm Reduction, Dialectical Behavioral Therapy, and Milestones of Recovery Scale are some of the approaches used to help clients achieve their goals, and to monitor their progress as their risks are reduced.

SERVICES PROVIDED



24/7 warm line operated by trained mental health staff



Vocational/educational linkage, life skills training and assistance with accessing community resources in partnership with Far North Regional Center

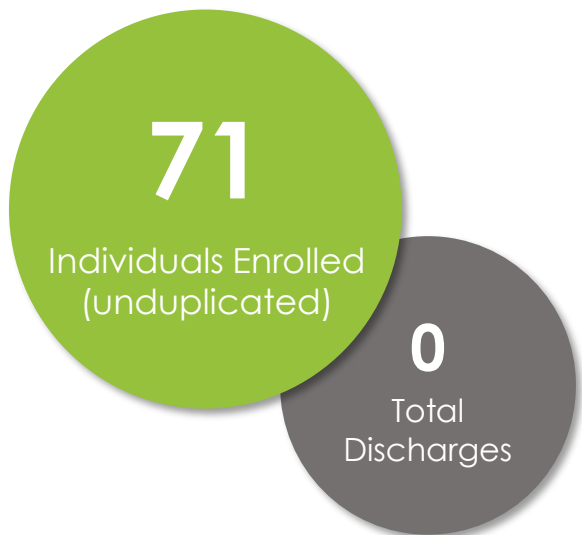


Psychiatric/nursing staff availability, medication outreach, Personal Service Coordinator, assessments for safety and well-being



Intensive psych-social, rehabilitation, supportive housing

CENSUS



DEMOGRAPHICS

	#
Age Group	
18 – 25 years (TAY)	3
26 – 59 (Adult)	57
60+ (Older Adult)	11
Race	
American Native/Native Alaskan	1
Black/African-American	4
Other Race or Hispanic	8
White/Caucasian	52
Unknown/Declined	6
Gender	
Male	46
Female	25
Primary Language	
English	71

	#
City of Residence	
Biggs	1
Chico	48
Gridley	1
Magalia	3
Orland	3
Oroville	15

DIAGNOSES

The 71 unduplicated clients served in the fiscal year had a total of 149 diagnoses on file, including mental health diagnoses, developmental diagnoses, and medical illnesses.

Mental Health Diagnoses (all diagnoses reported)	
Anxiety Disorders	13
Bipolar and Related Disorders	13
Depressive Disorders	23
Personality Disorders	3
Schizophrenia Spectrum and Other Psychotic Disorders	9
Sleep-Wake Disorders	1
Trauma-and-Stressor-Related Disorders	4
Developmental Diagnoses (all diagnoses reported)	
Attention-Deficit Hyperactivity Disorder	6
Autism Spectrum Disorder	11
Borderline Intellectual Functioning	5
Intellectual Disability	37
Other Developmental Disorders	1

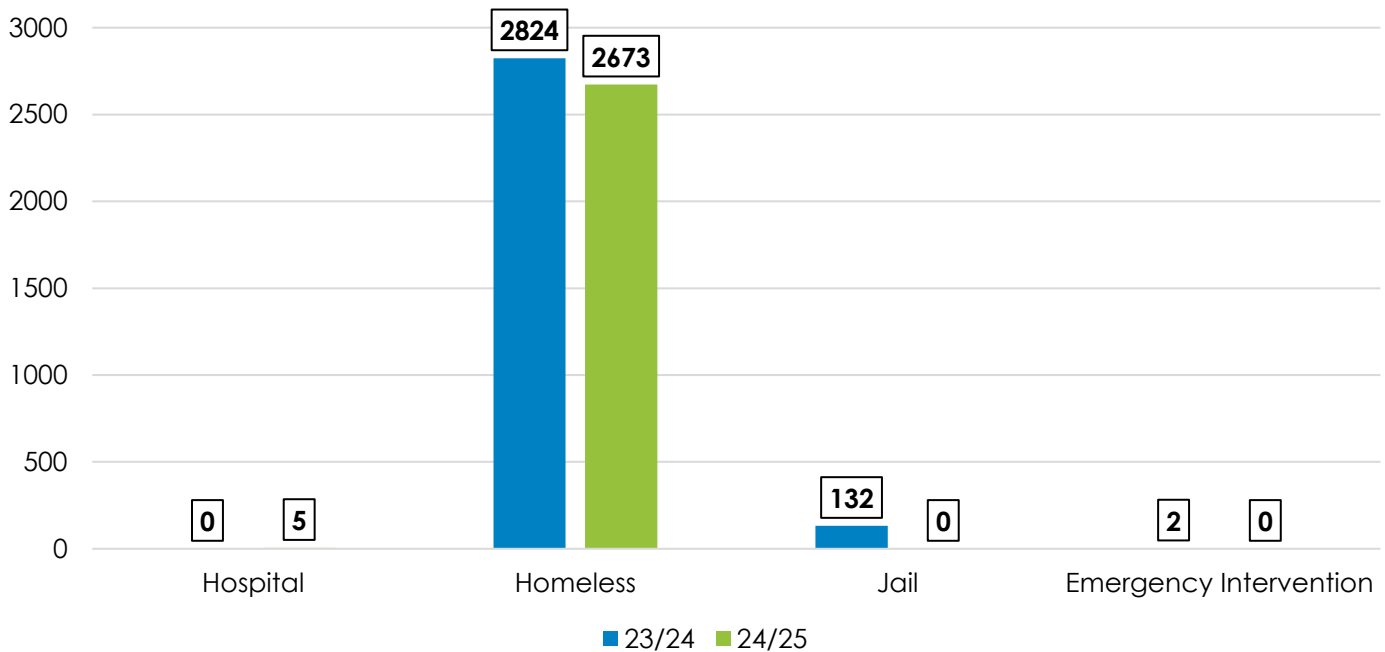
Medical Illness (all diagnoses reported)	
Binocular Vision Disorders	2
Brain, Spinal Cord, Nerve Disorders	7
Gestational Conditions	2
Heart Disease or Related Conditions	1
Kidney Disease or Related Conditions	2
Lung Disease or Related Conditions	1
Metabolic Disorders or Related Conditions	2
Other Medical Illnesses	6
No diagnosis on file	2

DOMAIN OUTCOMES

A total of 71 individuals were served in the 23/24 fiscal year. 71 individuals were also served in the 24/25 fiscal year. The first graphic below is a comparison of the days accrued by all clients served in 23/24 versus the days accrued by all those served in 24/25. The second graphic compares the days accrued by only those individuals served in the 23/24 fiscal year who continued to be served in the 24/25 fiscal year (N=66).

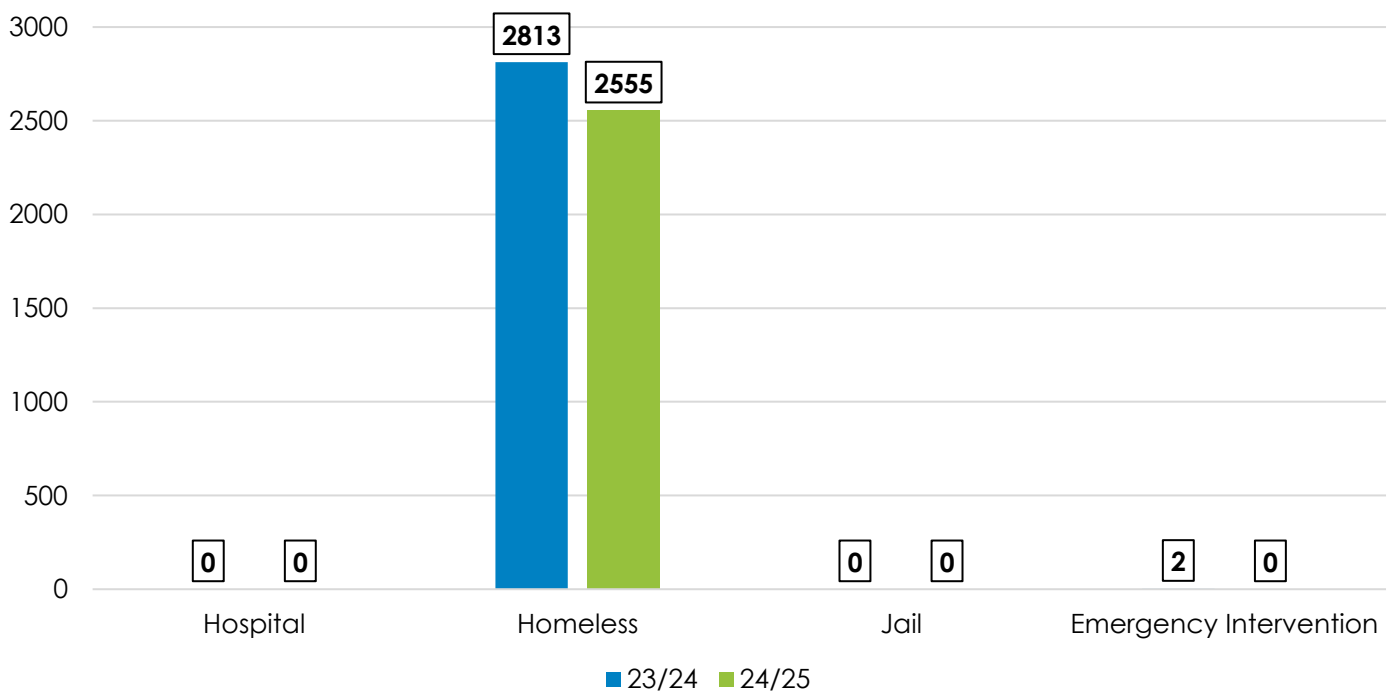
23/24 vs 24/25 Fiscal Year (FY)

All Clients Served



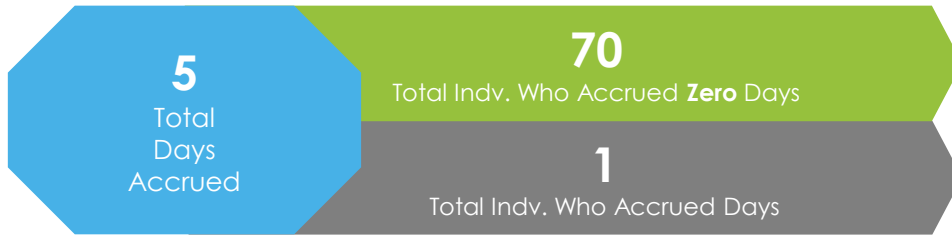
23/24 vs 24/25 Fiscal Year (FY)

66 Clients Served BOTH Fiscal Years

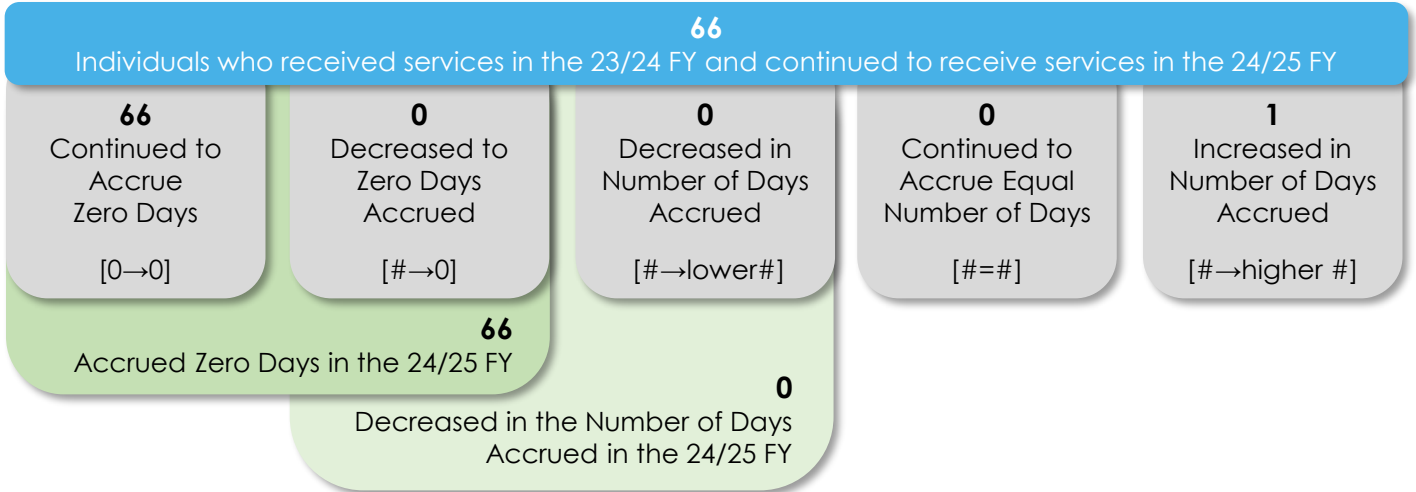


PSYCHIATRIC HOSPITAL DAYS

All Clients Served in the 24/25 FY

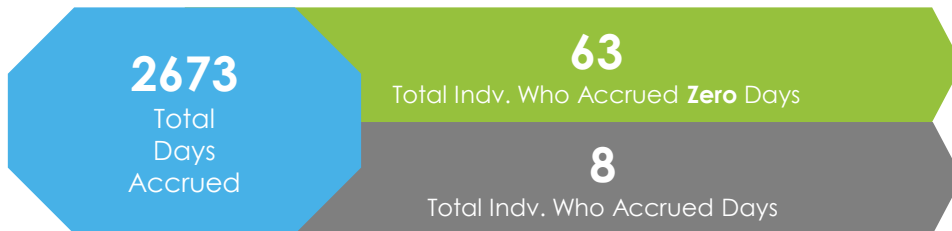


Pre/Post Comparisons of Individuals Served Both FYs

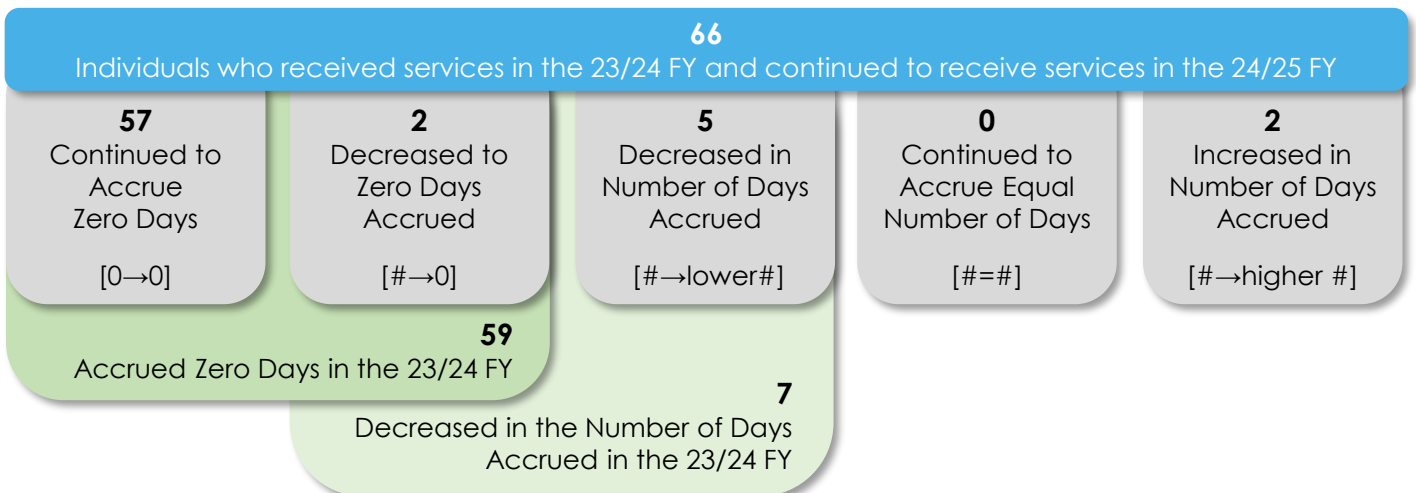


HOMELESS DAYS

All Clients Served in the 24/25 FY

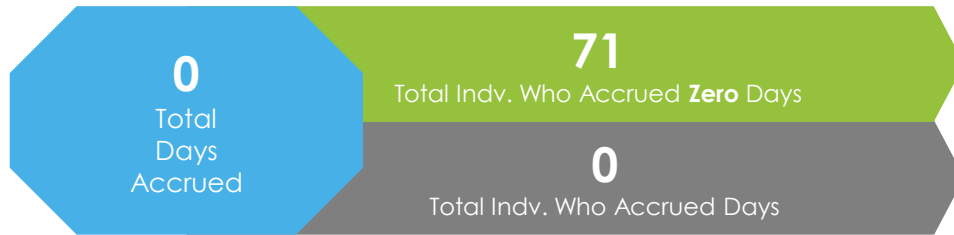


Pre/Post Comparisons of Individuals Served Both FYs

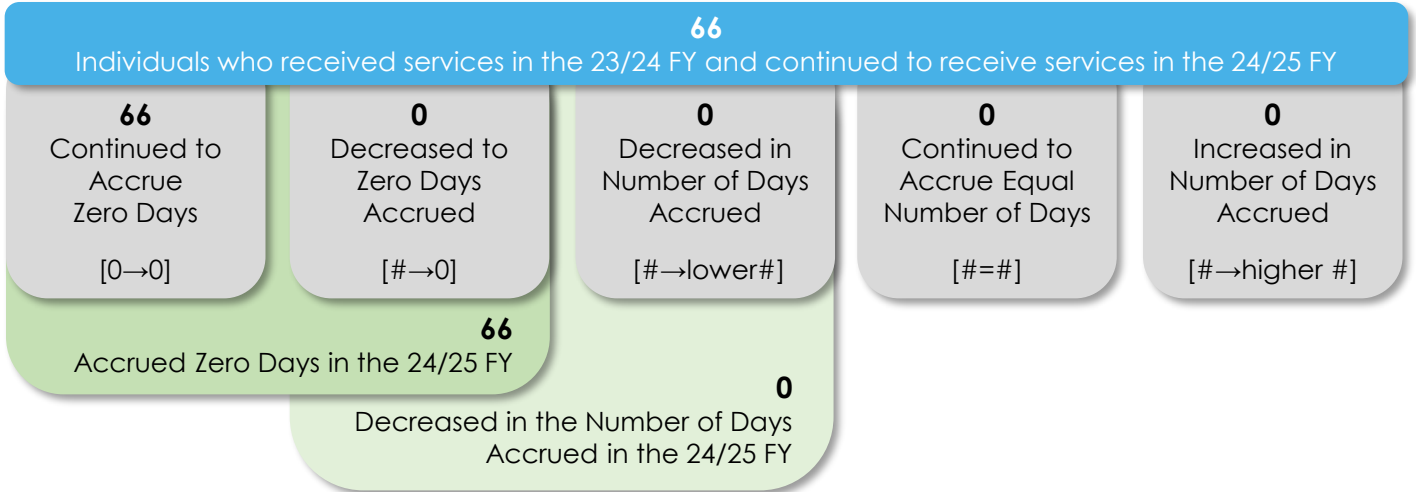


JAIL DAYS

All Clients Served in the 24/25 FY

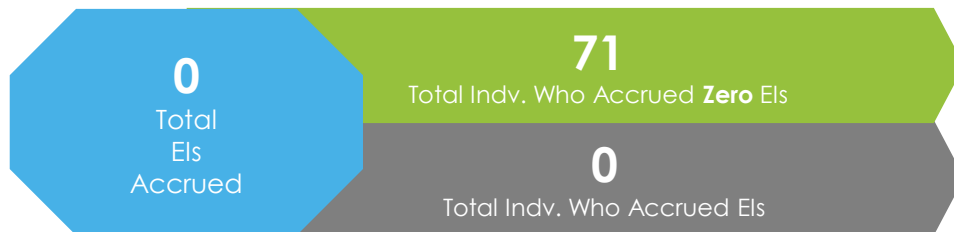


Pre/Post Comparisons of Individuals Served Both FYs

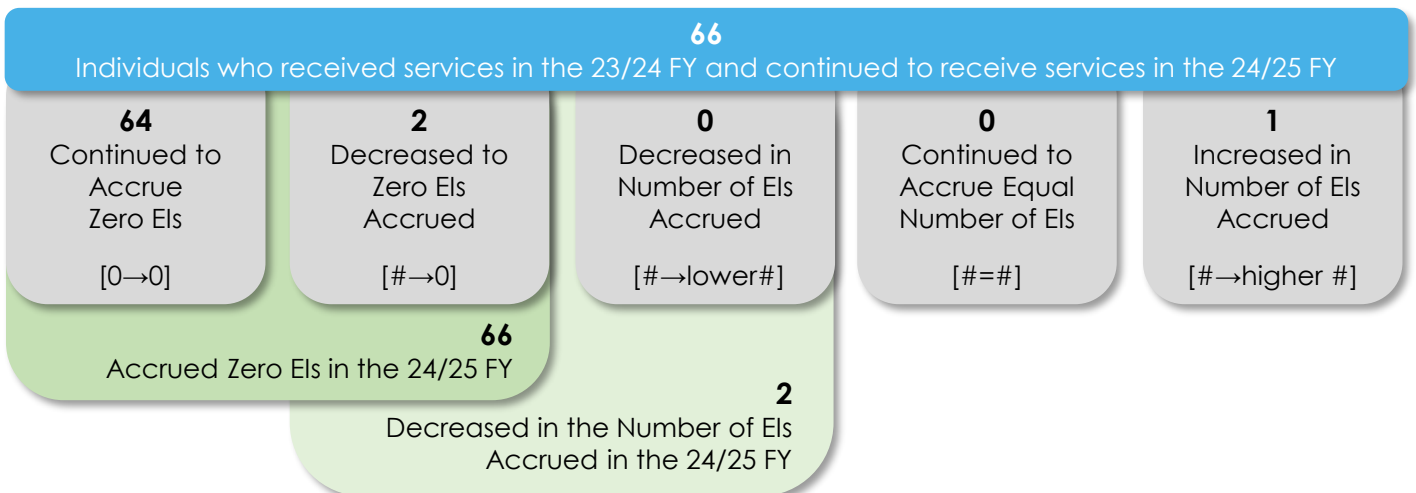


EMERGENCY INTERVENTIONS (EIs)

All Clients Served in the 24/25 FY



Pre/Post Comparisons of Individuals Served Both FYs



8 DETERMINANTS OF CARE

TSS-Solano utilizes the 8-Determinants of Care, which is a clinical and administrative tool that allows us to measure where individuals are in their journey of recovery and produce data that describes the journey of recovery over time. This tool includes the Milestones of Recovery Scale (MORS), in addition to incorporating other specific domains to support a more effective service continuum. The MORS has 8 possible categories of recovery, or milestones, in which a client may be assessed to be at. They include:

- Extreme Risk (1)
- High Risk/ Not Engaged (2)
- High Risk/ Engaged (3)
- Poorly Coping/ Not Engaged (4)
- Poorly Coping/ Engaged (5)
- Coping/ Rehabilitation (6)
- Early Recovery (7)
- Advanced Recovery (8)

With regards to the 8 Determinants, clients are assessed on whether or not they need support in each of the 8-Determinants of Care.

1. Managing Financial Resources?
2. Coordinating Transportation?
3. Daily Living Skills?
4. Weekly contact with staff to coordinate care?
5. Managing Medication?
6. Managing Community Relationships and Minimizing Disruptive Behaviors?
7. Been at current level of MORS less than six months?
8. Require CSS Flex Funds?

The TSS program does not have internal CSS funds, so the 8th determinant of care is not applicable and excluded from the analysis.

Upon scoring each item, a composite score is calculated based on multiple factors. The composite score represents the program level the client should be enrolled in. TSSs are considered a level 4 program. A lower score indicates that a lower level of care may be needed, while a higher score indicates the need for a higher level of care.

8 Determinants of Care Composite Scores – June 2025

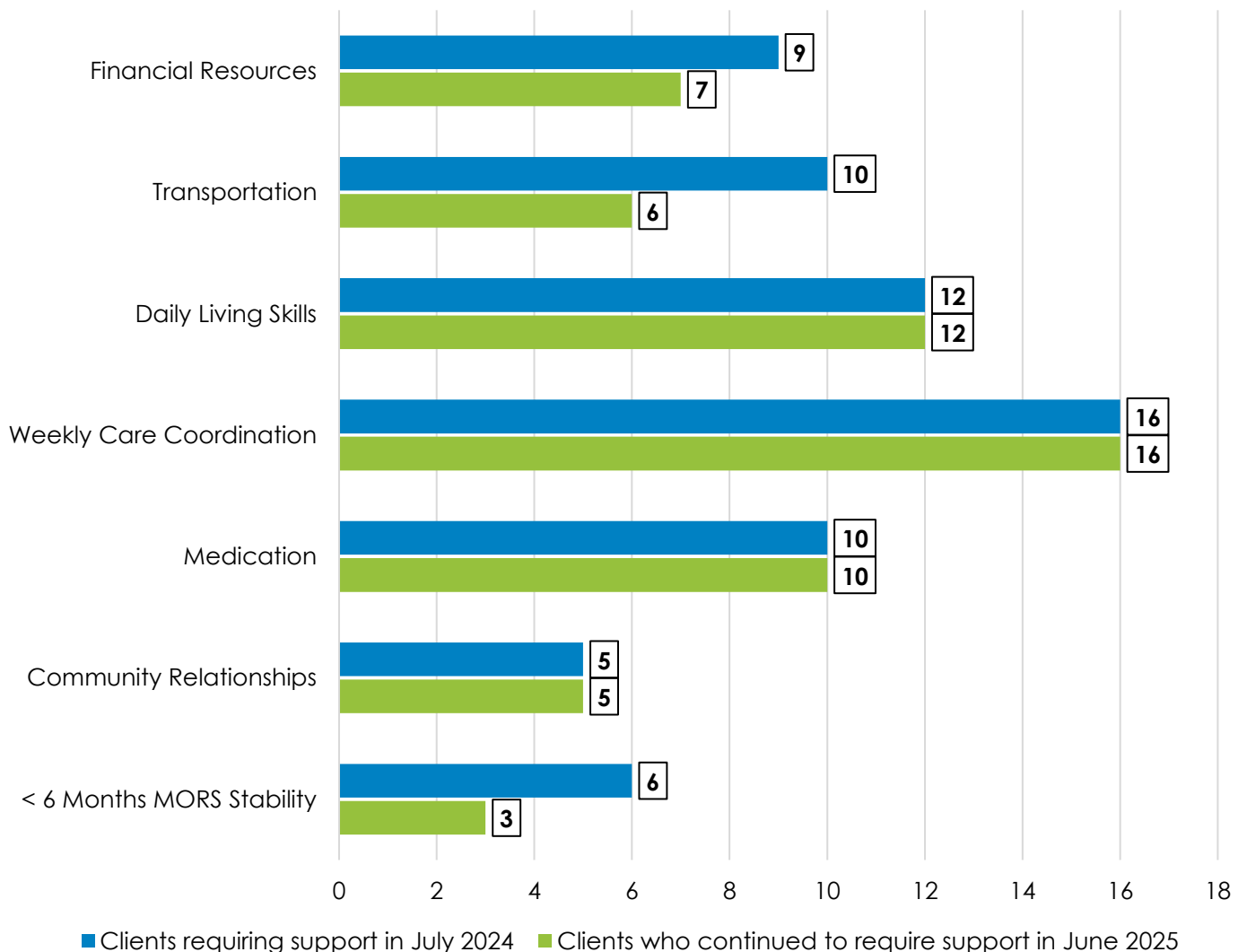
Client Group	#	%
Clients with a score of 4 (TSS is a level 4 program)	15	21.1%
Clients with a score below 4 (lower level of care possibly needed)	2	2.8%
Clients with a score above 4 (higher level of care possibly needed)	0	0.0%
Clients with no score	54	76.1%
Total	71	100%

8 DETERMINANTS OF CARE (CONTINUED)

The following is based on **17** individuals with the 8 Determinants of Care entered for June 2025.

Client Group	#	%
Clients requiring support to manage financial resources	10	58.8%
Clients requiring support to coordinate transportation needs	11	64.7%
Clients requiring assistance with 2+ ADLs	13	76.5%
Clients requiring 1+ weekly contact to coordinate care	17	100.0%
Clients requiring support to manage medication(s)	11	64.7%
Clients requiring support to manage community relations & minimize disruptions	5	29.4%
Clients with less than 6 months stability in current MORS level	6	35.3%

The following is based on **16** individuals with the 8 Determinants of Care entered for July 2024 and June 2025.



This report was developed and distributed by
Turning Point Community Program's
Outcomes & Evaluation Department



A: 10850 Gold Center Drive, Suite 325, Rancho Cordova, CA 95670 P: (916) 364-8395 www.TPCP.org

 /TurningPointCP  @TurningPointCP