



ANNUAL OUTCOMES REPORT

July 1, 2024 – June 30, 2025

Our Mission

TBS is committed to providing quality services, support, and advocacy to children and families experiencing mental health challenges.

WHO WE ARE

Therapeutic Behavioral Services (TBS) is a short-term intensive program designed to reduce challenging behaviors that are placing youth at risk of psychiatric hospitalizations or group home placement, or services may support the youth stepping down from group home placement to ensure success in the home environment. The goal of TBS is to reduce challenging behaviors while emphasizing the youth's and family's strengths and abilities. Services are provided at the time and place the behaviors occur, and when the youth and caregivers will most benefit. Services are provided in a manner that is complementary to the cultural and linguistic needs for the youth and family. Each behavior plan is specific to the needs of the youth and family and will be taught in a way that can be continued after services end.



Behavioral analyses, individualized treatment planning, caregiver coaching

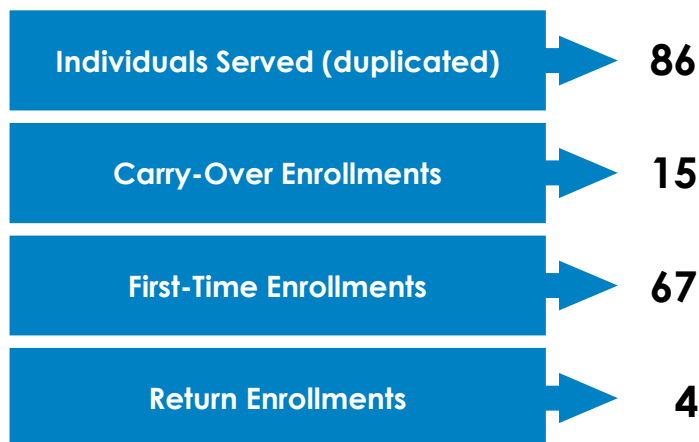
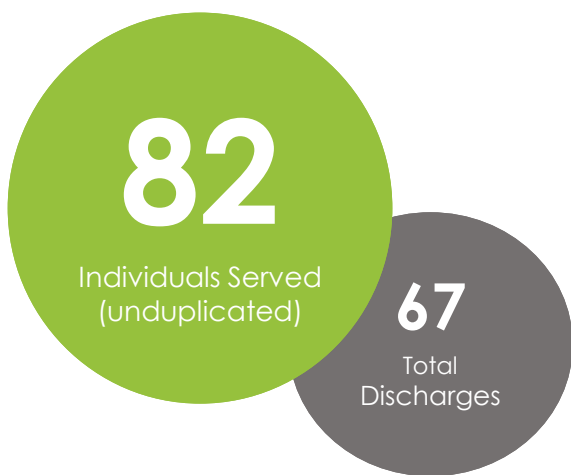


Direct interventions, support outside of normal business hours



In-home, school, and community support, and skill building

CENSUS



"I've learned ways to help me through my rough moments and I felt very heard, understood, and helped."

-TBS Client

DEMOGRAPHICS

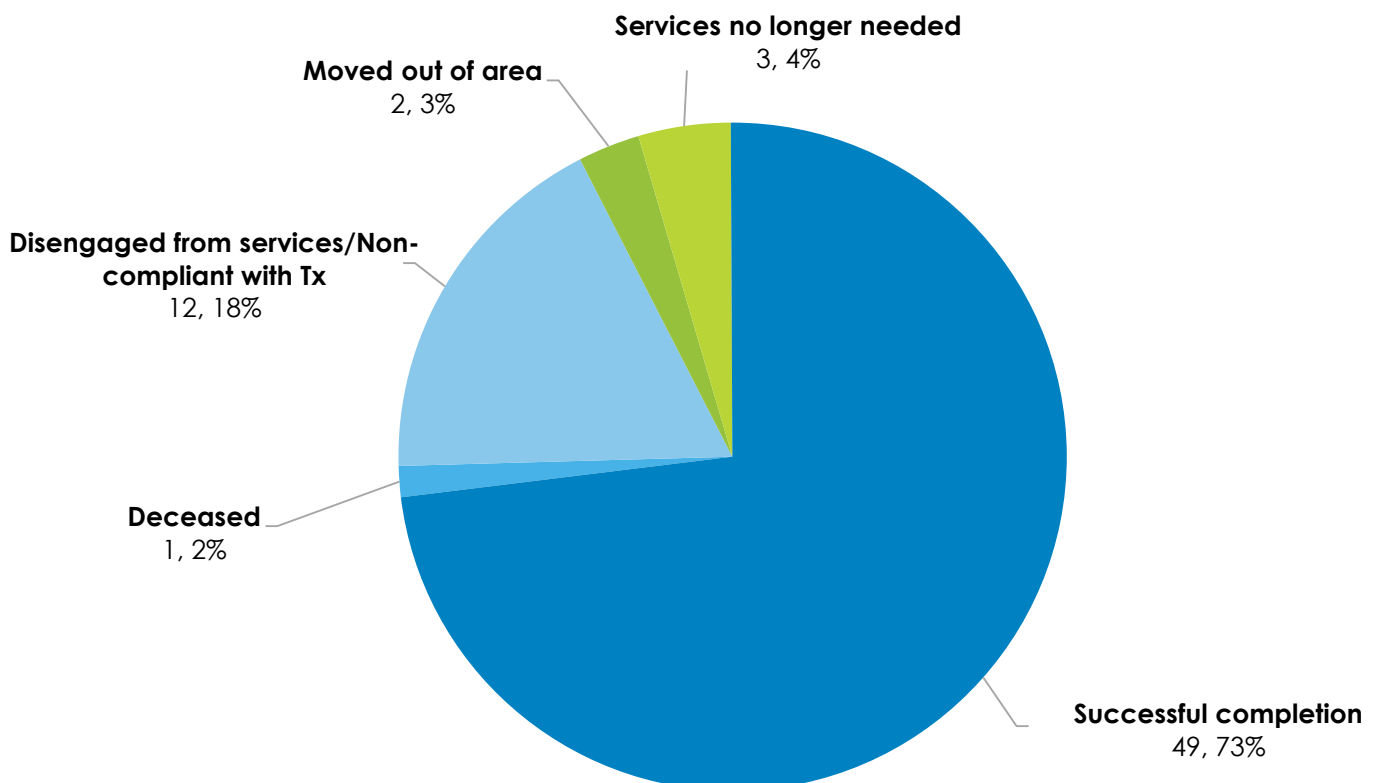
| | # |
|----------------------------|----|
| Age Group | |
| 0 – 15 years (Child/Youth) | 61 |
| 16 – 25 years (TAY) | 21 |
| Gender | |
| Female | 42 |
| Male | 36 |
| Other | 2 |
| Transgender | 2 |
| Primary Language | |
| Dari | 2 |
| English | 76 |
| Russian | 1 |
| Spanish | 3 |

| | # |
|----------------------------------|----|
| Race | |
| American Indian/Native Alaskan | 2 |
| Asian | 3 |
| Black/African-American | 19 |
| Middle Eastern/North African | 0 |
| Multi-Racial | 10 |
| Native Hawaiian/Pacific Islander | 0 |
| Other Race | 14 |
| White/Caucasian | 33 |
| Unknown/Declined | 1 |
| Ethnicity | |
| Hispanic/Latino | 23 |
| Not Hispanic | 58 |
| Unknown/Declined | 1 |

"I am so glad I made the decision to get TBS involved. I have learned so much. We are now in a better place. Thank you, [the TBS Specialist] is awesome!"

- TBS Client Caregiver

DISCHARGES



TOM-T

Due to no measure being in existence that effectively assessed the unique population served through TBS; the TOM-T was developed through the original Turning Point Community Programs' TBS program located in Sacramento. The tool is given both at intake and discharge to youth as well as caregivers served through the TBS portion of the program whenever possible.

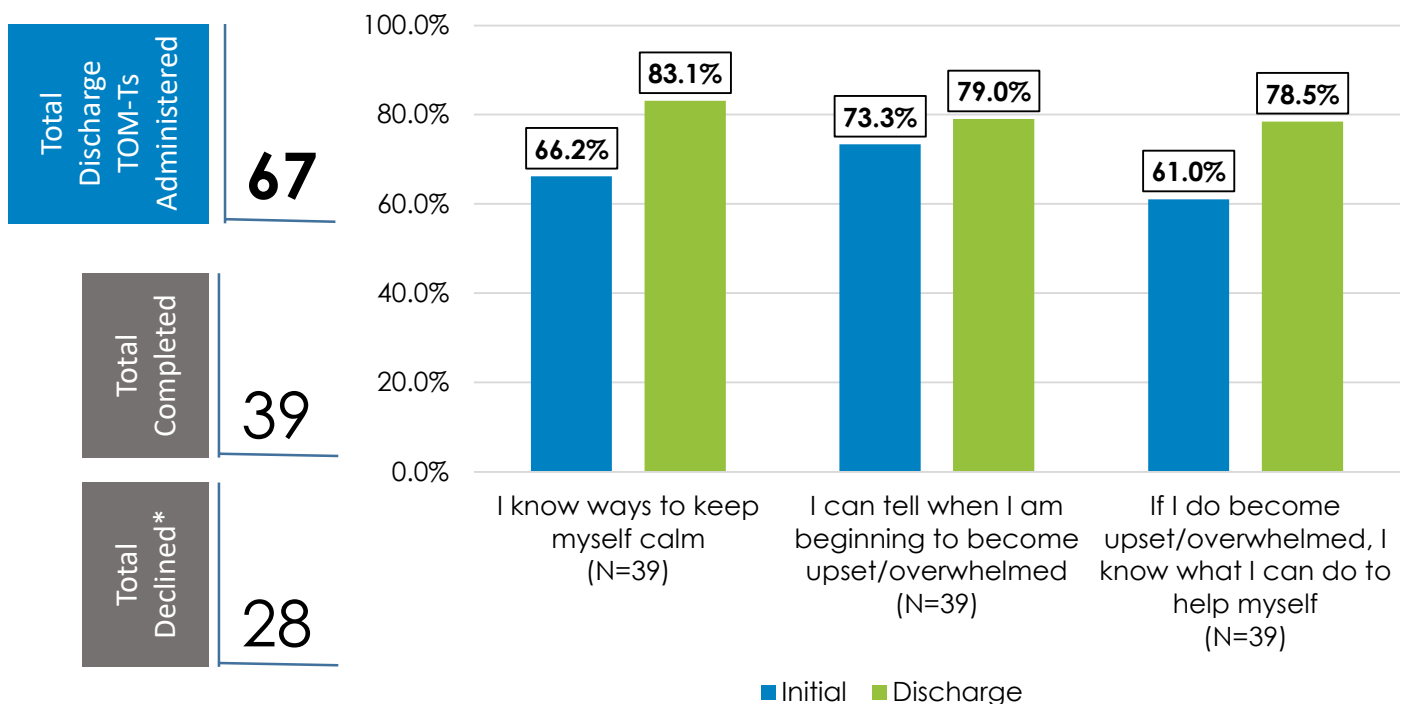
Three items in the youth version and four in the caregiver are measured as a pre/post comparison between intake and discharge. Participants answer the following items using a 5-point Likert scale (Strongly Agree to Strongly Disagree):

| Youth Intake | Caregiver Intake |
|---|---|
| I know ways to keep myself calm | I feel confident that youth will be able to continue living with me |
| I can tell when I am beginning to become upset/overwhelmed | I know what to do to keep behaviors from happening |
| If I do become upset/overwhelmed, I know what I can do to help myself | I can identify triggers to my child's behaviors |
| | I know how to respond to behaviors if they occur |

The remaining 5 items in the youth and caregiver Tom-T given at discharge are statements regarding satisfaction with services and outcomes and are presented in Section IV: Consumer Satisfaction Survey of this report.

In order to complete a pre/post analysis of the TOM-T data, **the following outcomes are out of the total discharged clients within the reporting period who had both an intake and discharge client/caregiver TOM-T assessment completed.** Additionally, due to some clients being admitted and discharged multiple times within the reporting period, and because the outcomes can change with each episode of service, each TOM-T in which both the intake and discharge were completed have been included in the following analysis.

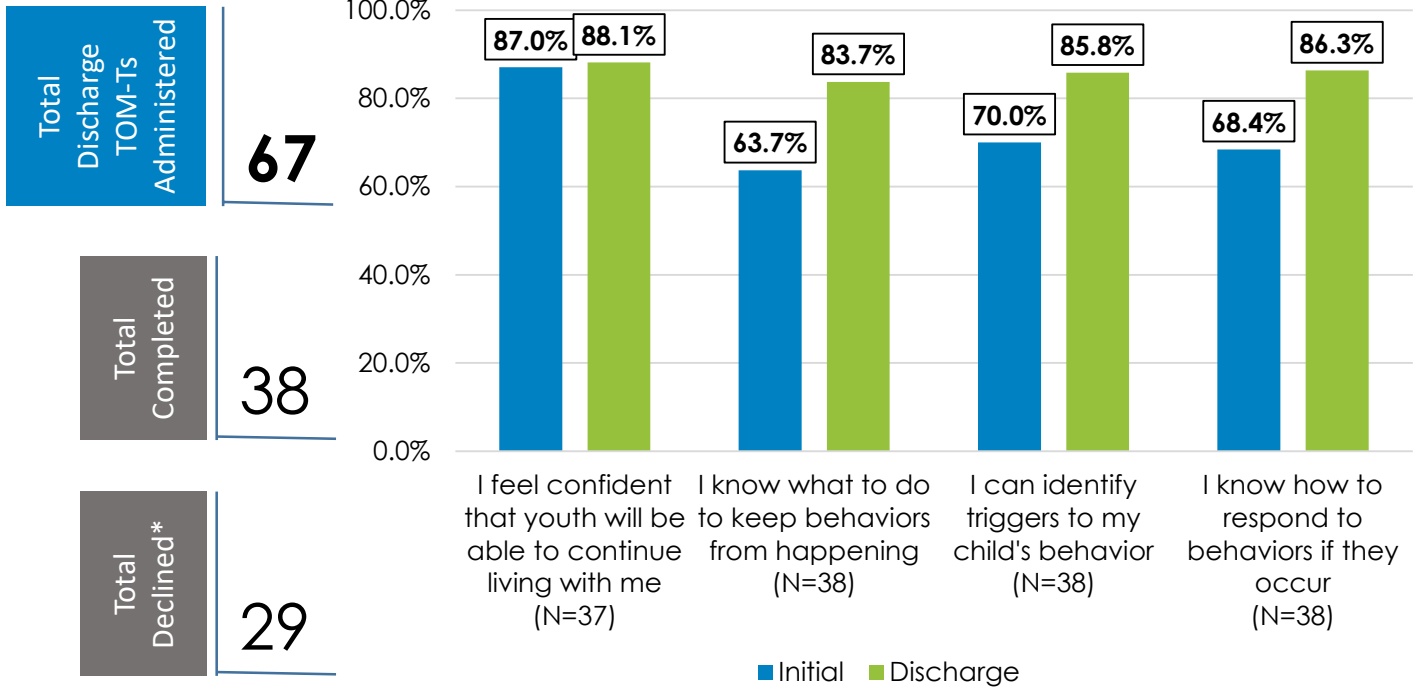
Youth Outcomes



*Declined includes declined to participate, unavailable, or clients considered too young for participation

TOM-T (continued)

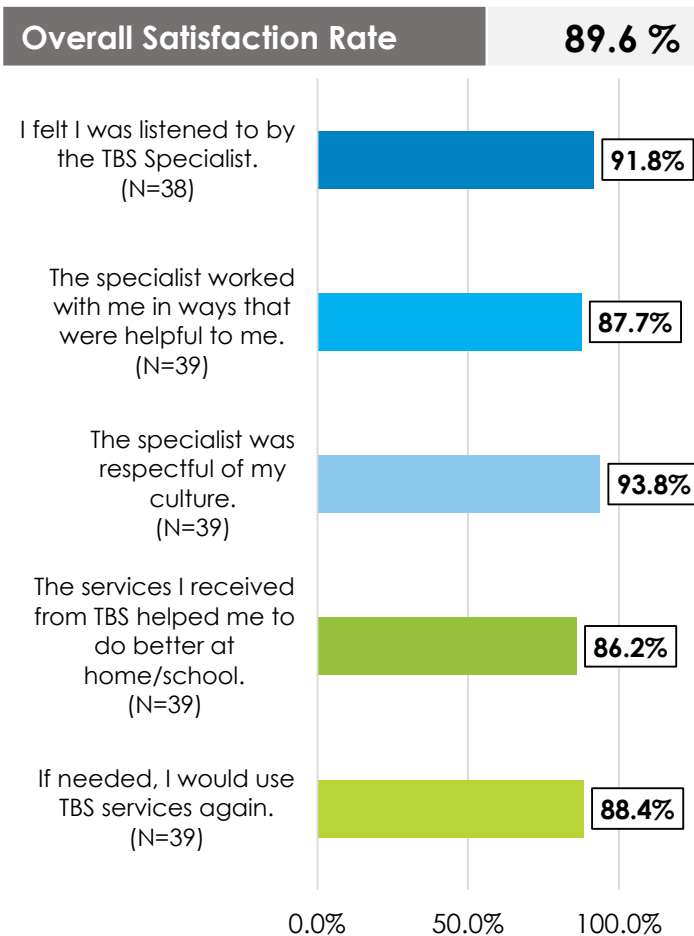
Caregiver Outcomes



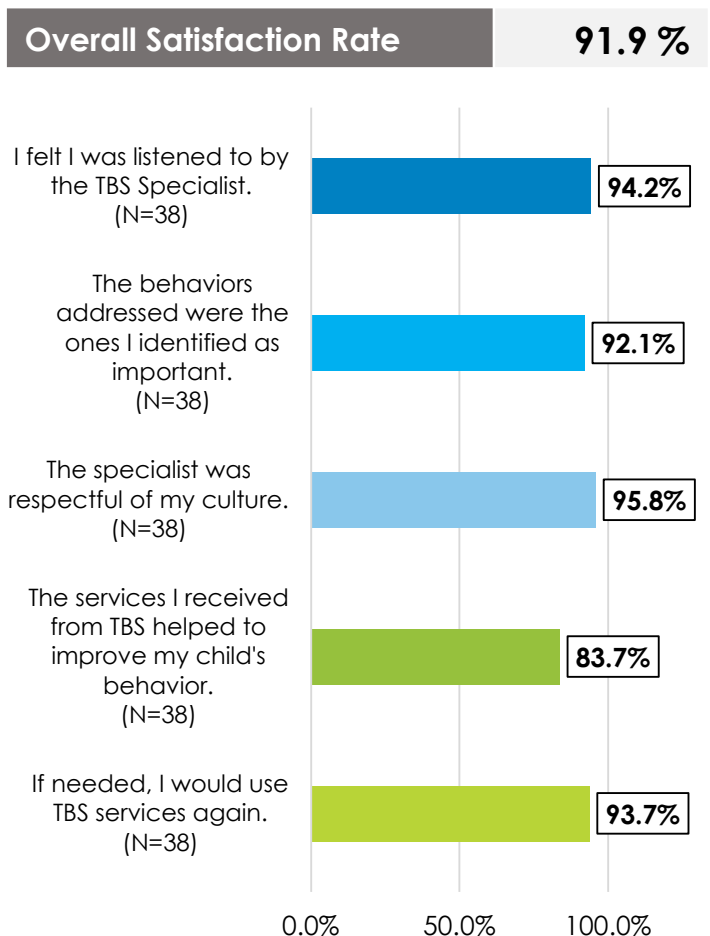
*Declined includes declined to participate, unavailable, and youth who are 18+ years

CLIENT SATISFACTION

Youth Satisfaction



Caregiver Satisfaction



This report was developed and distributed by
Turning Point Community Program's
Outcomes & Evaluation Department



A: 10850 Gold Center Drive, Suite 325, Rancho Cordova, CA 95670 P: (916) 364-8395 www.TPCP.org

 /TurningPointCP  @TurningPointCP