



Garden Gate Respite (GGR) ANNUAL REPORT

July 2024 – June 2025

WHAT WE DO

GARDEN GATE RESPITE (GGR) provides short-term crisis housing for individuals with known or suspected mental illness, who are at risk for homelessness, incarceration, victimization or psychiatric hospitalization. The center is a home-like setting and consists of two houses (11 bed total capacity) in a residential area. We are open 24/7, year-round and there is no cost for services.

Together with Stanislaus County Behavioral Health and Recovery Services (BHRS), its contractors, and other community organizations, we work to empower guests in moving toward recovery through case management and support services focused on addressing basic needs, developing resources and resiliency.



Peer support, nightly activity groups (Dual Recovery Anonymous, arts & crafts, poetry night, bingo night)

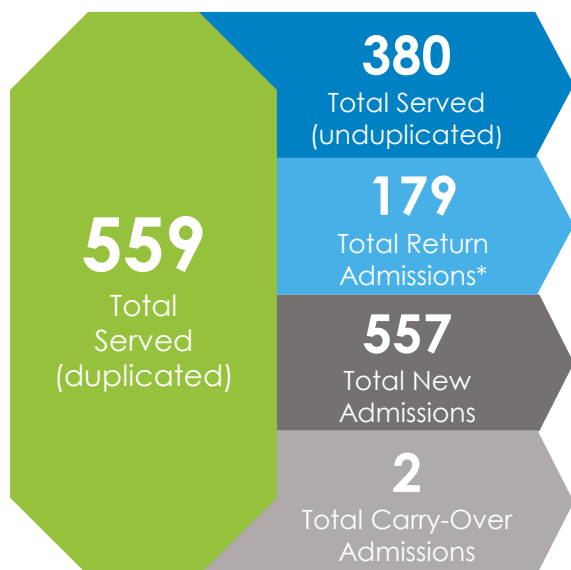


Connection with Outreach and Engagement through BHRS and its contractors



On-site Personal Service Coordinators (PSC) provide access to community resources after assessing individuals' needs

CENSUS & SERVICE UTILIZATION

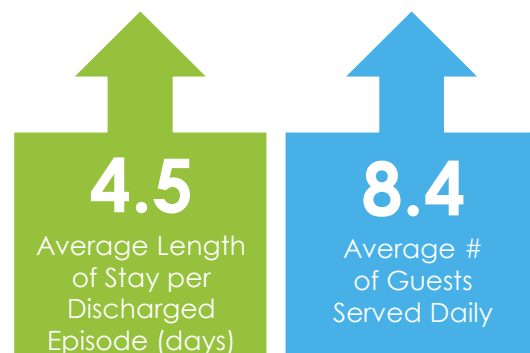


*The 179 return admissions were accrued by 110 individuals.

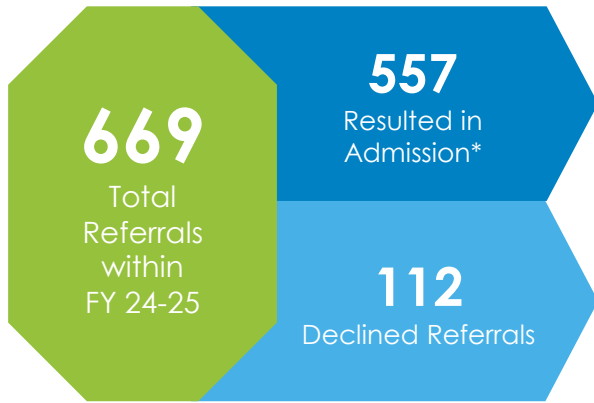
	Average Length of Stay	Average Daily Population
Jul 2024	3.8	9.0
Aug 2024	4.1	8.7
Sep 2024	3.8	8.2
Oct 2024	5.1	8.0
Nov 2024	3.3	6.8
Dec 2024	6.1	10.2
Jan 2025	5.5	9.1
Feb 2025	4.6	9.2
Mar 2025	4.6	9.4
Apr 2025	4.4	5.3
May 2025	3.3	8.2
Jun 2025	6.1	8.8

GOAL:
A minimum of 300 clients will receive respite services and support services.

ACTUAL:
557 enrollments took place within the fiscal year.



REFERRALS



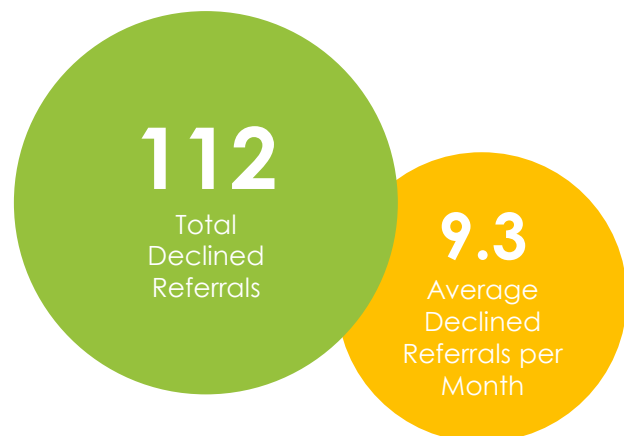
*22 (4.0%) of these were non-residing guests. Non-residing guests are those who were admitted to the program but did not stay overnight.

Referral Source of Non-Residing Guests (duplicated)

Referral Source	#
Behavioral Health Outreach & Engagement	1
CARE	1
Community Corrections Partnership (CCP)	5
Community Health & Assistance Team (CHAT)	2
MICS	2
Other	1
Telecare	2
Turlock Behavioral Health Services Team	2
Turning Point Behavioral Health Services Team	6
Total Non-Residing Guests	22

Declined Referrals

Declined Referral Reasons	# total
Full House	98
Ineligible	14



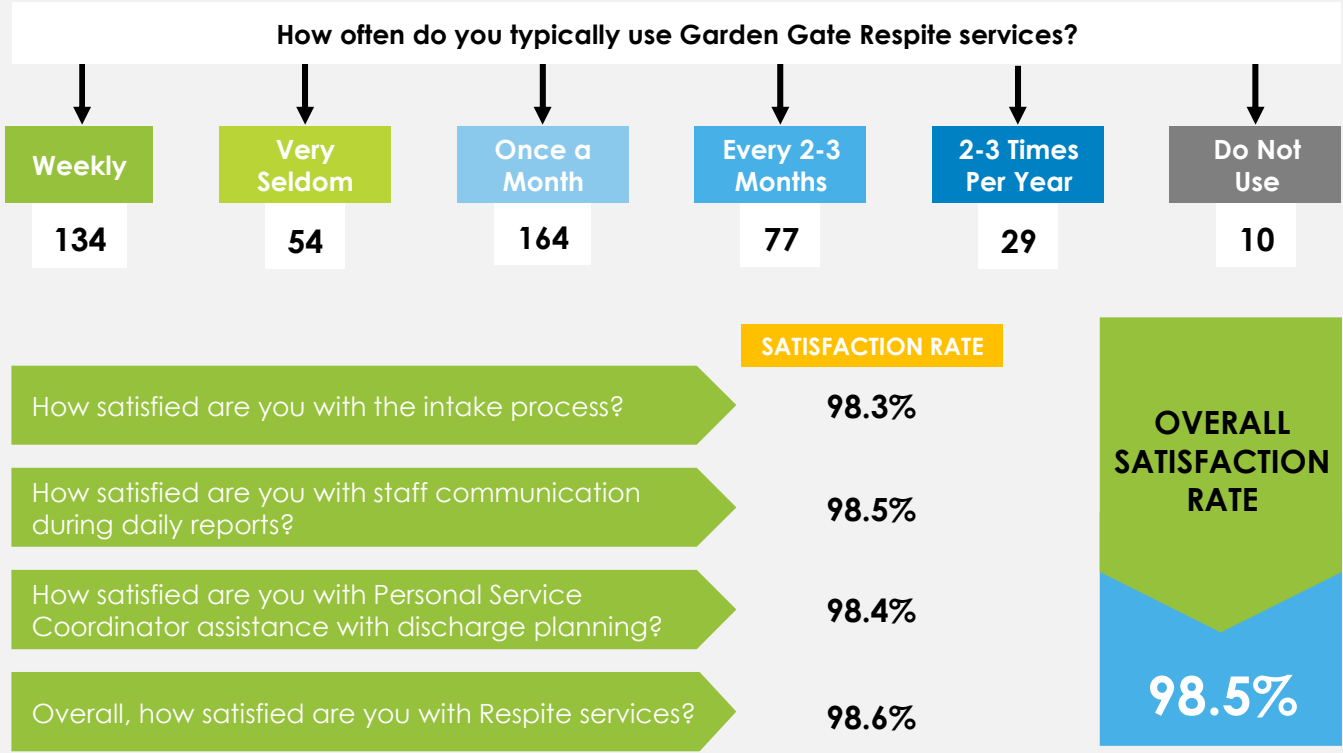
Referral Sources of Residing Guests (duplicated)

Referral Source	#
AB109	1
AOT	1
Behavioral Health Outreach & Engagement	62
Behavioral Health Recovery Services (BHRS)	1
CARE	13
CARE Court	16
Community Corrections Partnership (CCP)	53
Community Health & Assistance Team (CHAT)	30
Data Not Available	2
Enhanced Care Management (ECM)	12
Integrated Forensic Team (IFT)	1
MICS	45
Modesto Police Department (MPD)	19
Modesto Recovery Services (MRS)	4
None	1
Other	30
Telecare	101
Turlock Behavioral Health Services Team	68
Turlock Regional Services (TRS)	8
Turning Point Behavioral Health Services Team	89
Total Residing Guests	557

	# of Declined Referrals per Month
Jul 2024	6
Aug 2024	7
Sep 2024	17
Oct 2024	12
Nov 2024	9
Dec 2024	2
Jan 2025	16
Feb 2025	4
Mar 2025	16
Apr 2025	9
May 2025	14
Jun 2025	0

Referring Party Satisfaction

A Referring Party Survey is distributed in order to collect opinions on the services provided at the Garden Gate Respite Center by referring organizations/parties.
A total of 468 referring party surveys were completed during the reporting period.



GOAL:

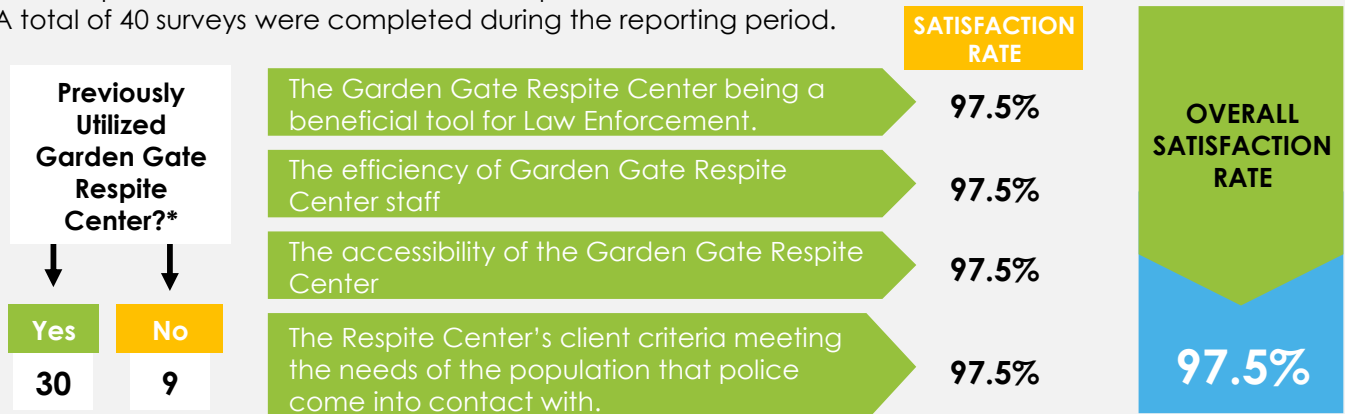
75% of referring agencies will report that they are satisfied or very satisfied with the Garden Gate Respite Center service as reported at admission or on a follow-up satisfaction survey.

ACTUAL:
98.6%



Police Department Satisfaction

A Police Department Survey is distributed in order to collect the police department's opinions on the services provided at the Garden Gate Respite Center.
A total of 40 surveys were completed during the reporting period.



*One (1) LEO did not respond to the utilization question on the survey

DEMOGRAPHICS


The demographic data presented in the table below is inclusive of the unduplicated individuals served in FY 24-25 (N=380).

	#
Age Group	
18 – 25 years (TAY)	25
26 – 59 (Adult)	302
60+ (Older Adult)	41
Data Not Available	2
Declined to Self-Report	10
Gender	
Female	131
Male	237
Non-Binary	3
Transgender	1
Declined to Self-Report	8
Sexual Orientation	
Bisexual	16
Gay/Lesbian/Homosexual	10
Heterosexual/Straight	338
Pansexual	1
Declined to Self-Report	14
Data Not Available	1
Disabling Condition	
No	112
Yes	253
Client Doesn't Know	5
Declined to Self-Report	10
Primary Language	
English	369
Spanish	7
Russian	1
Declined to Self-Report	3

	#
City of Residence	
Alameda	1
Ceres	2
Data Not Available	2
Declined	3
Homeless	340
Modesto	31
Turlock	1
Veteran Status	
No	350
Yes	20
Client Doesn't Know	2
Declined to Self-Report	8
Race	
American Indian/Native Alaskan	15
Asian	9
Black/African American	32
Declined	2
Hispanic/Latino	72
Middle Eastern/North African	2
Multiracial	33
Native Hawaiian/Pacific Islander	6
Other	7
Unknown	7
White	195
Ethnicity	
Hispanic/ Latino	119
Non-Hispanic/ Non-Latino	245
Client Doesn't Know	4
Declined to Self-Report	12

RISK

Of the 559 enrollments within the fiscal year, clients reported the following...

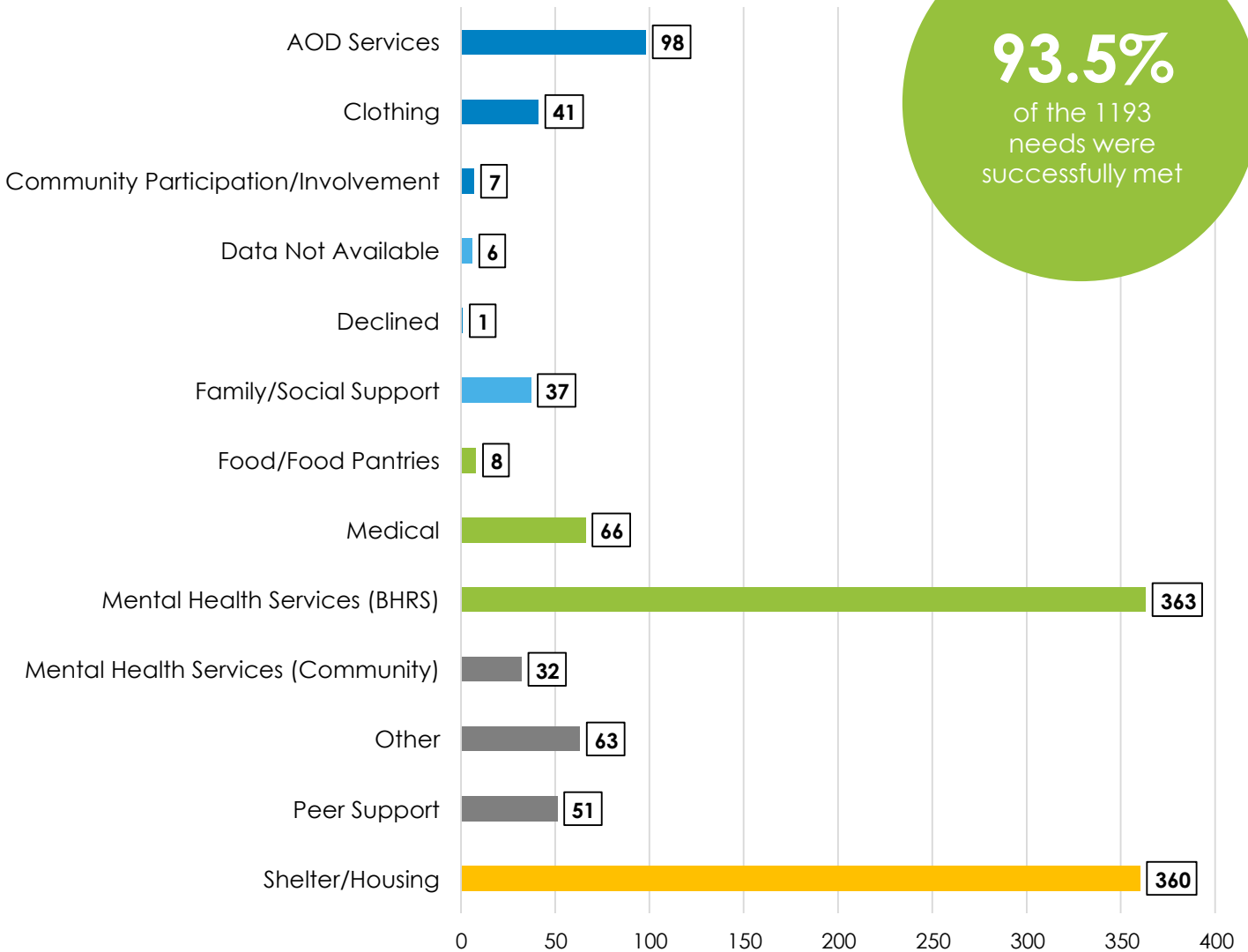


COMMUNITY LINKAGE BY CATEGORY

Within the GGR program, a Needs Assessment is completed for all Guests in order to identify any immediate needs and possible resources a Guest can be linked with to meet those needs.

There were 559 duplicated individuals served throughout the July 2024 to June 2025 time frame. The following chart represents all linkages provided for these individuals.

A total of 1133 needs were identified across 13 categories.



GOAL:

80% of Garden Gate Respite Center clients will be referred to appropriate service providers prior to leaving the Garden Gate Respite Center

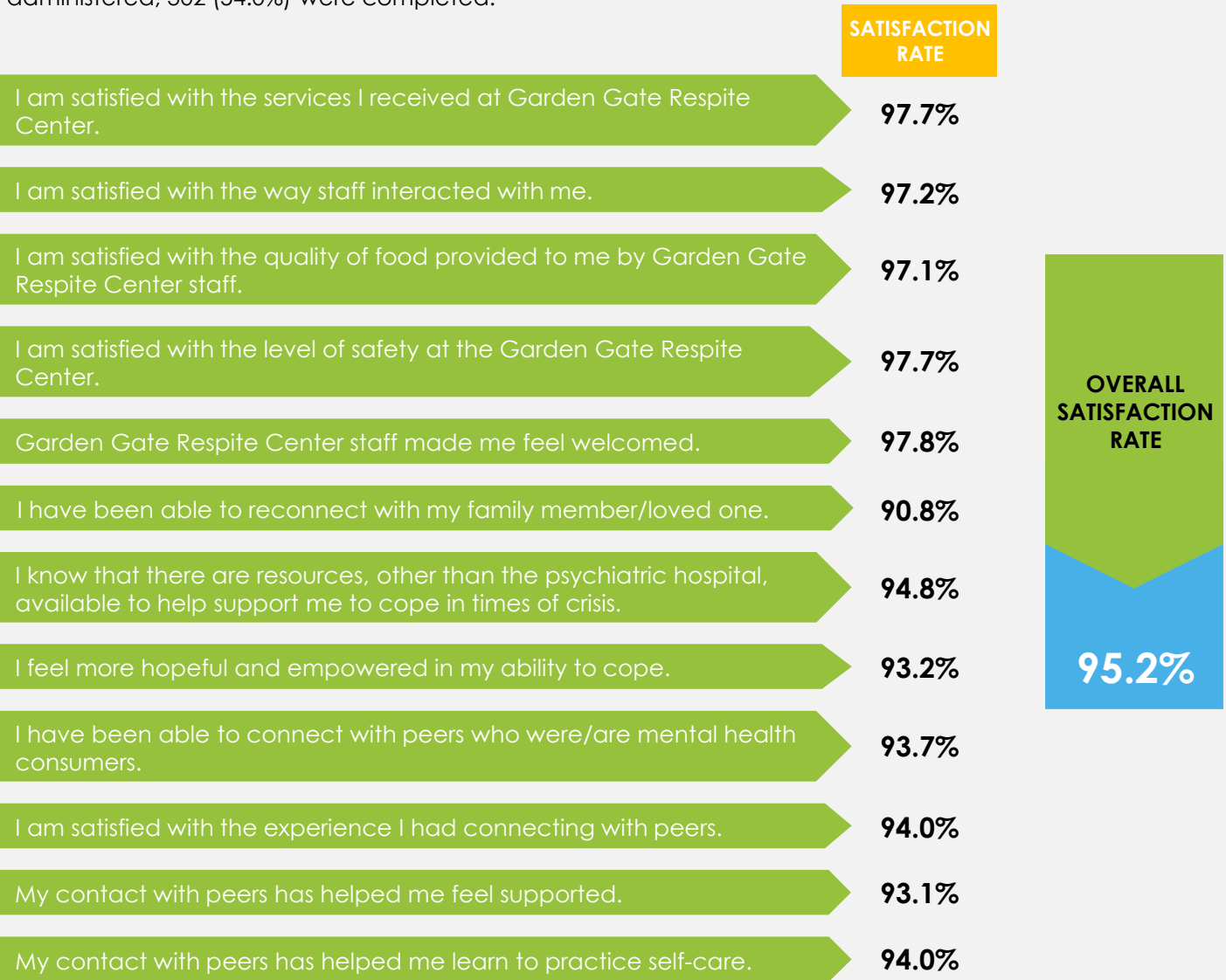


ACTUAL:

551 (98.6%) of the 559 served clients had at least 1 need identified prior to discharge. 508 (90.9%) of the 559 clients had at least 1 need met successfully. ✓

CLIENT SATISFACTION SURVEYS

Client surveys are distributed at discharge in order to obtain information on individual's experiences at GGR. Out of 559 clients served during FY 24-25, 559 were discharged within that timeframe. Of 559 surveys administered, 302 (54.0%) were completed.



GOAL: 75% of the clients will report that they are satisfied or very satisfied with Garden Gate Respite Center services.

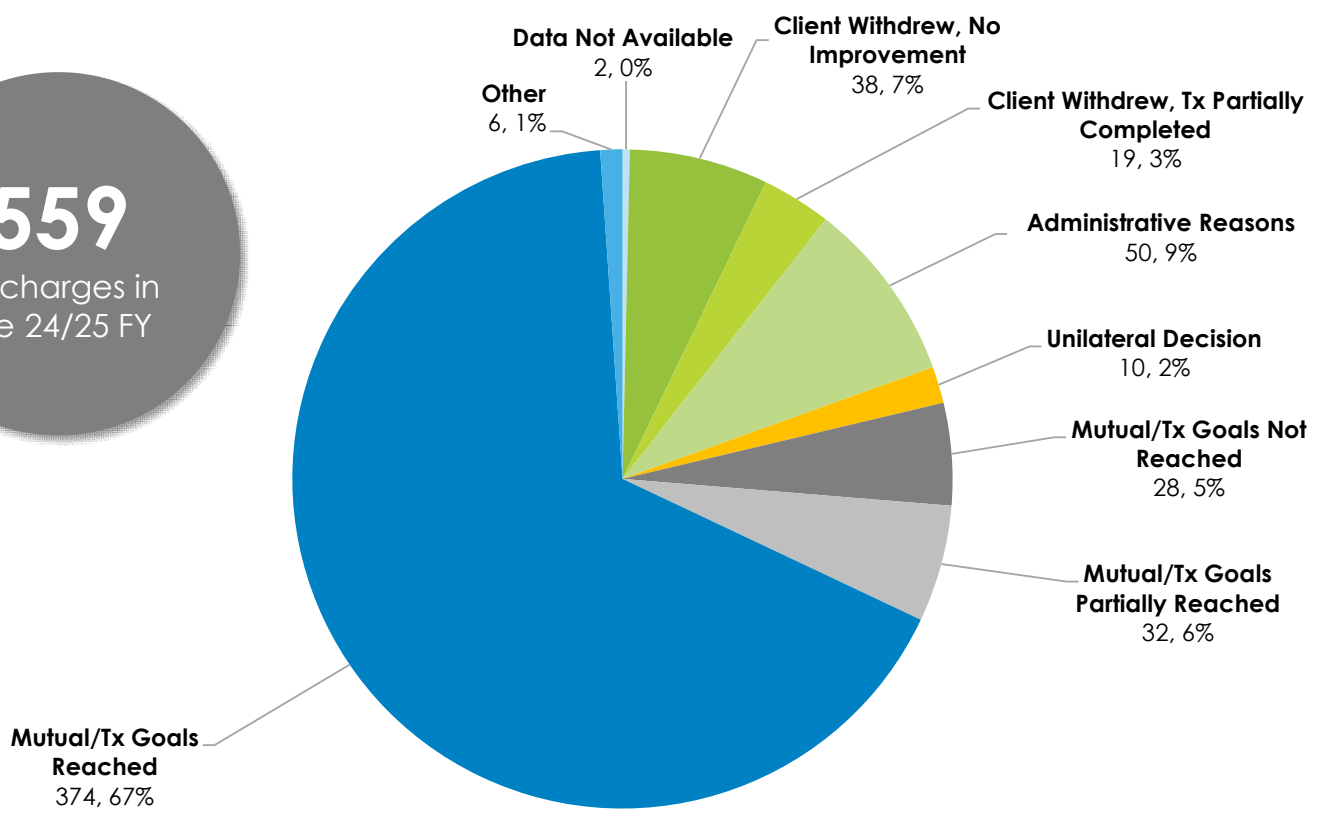
ACTUAL: 99.0%



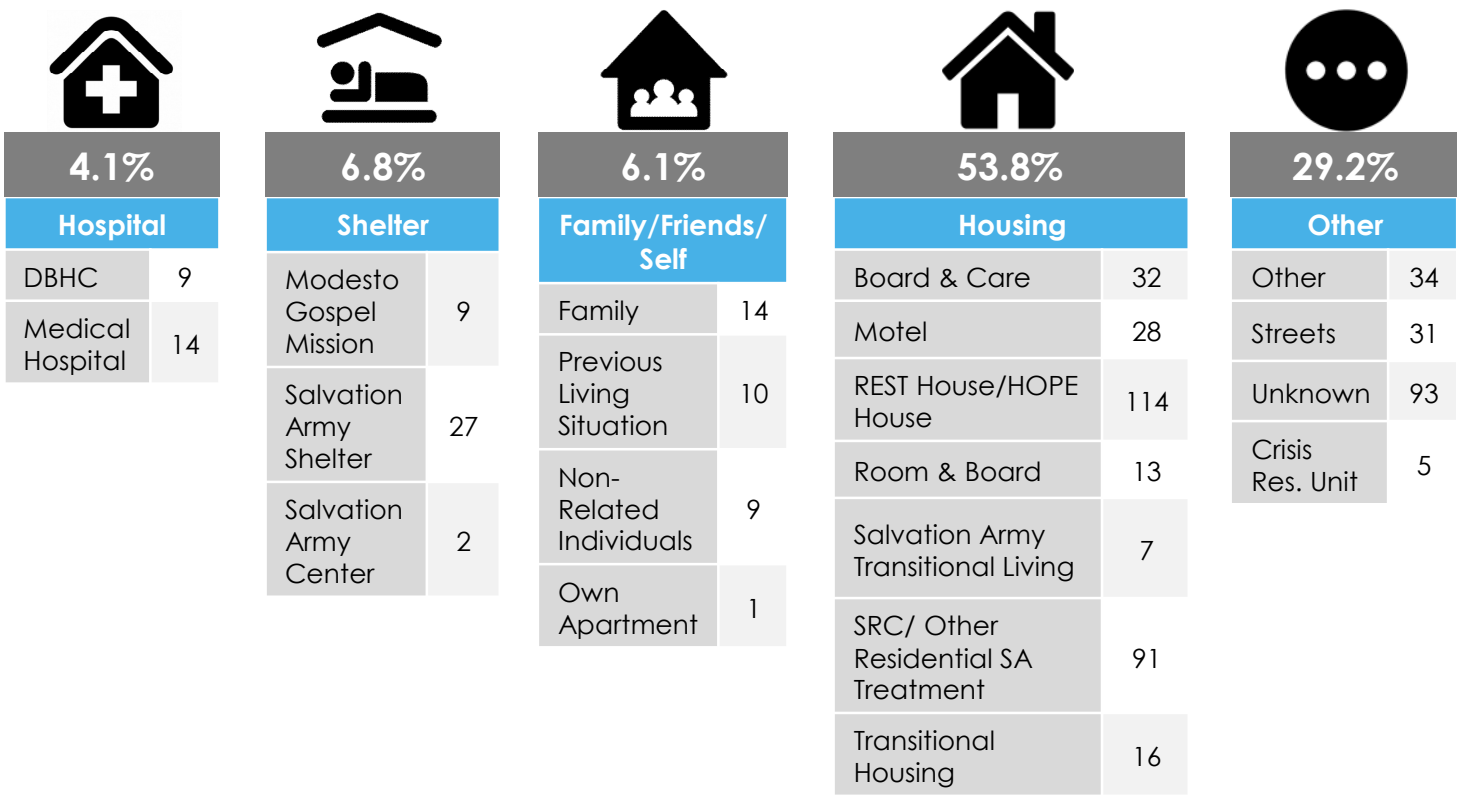
DISCHARGES

Discharge Reason

559
Discharges in the 24/25 FY



Discharge Location



This report was developed and distributed by
Turning Point Community Program's
Outcomes & Evaluation Department



A: 10850 Gold Center Drive, Suite 325, Rancho Cordova, CA 95670 P: (916) 364-8395 www.TPCP.org



/TurningPointCP



@TurningPointCP