



Crisis Residential Program - Viking

ANNUAL REPORT

July 2024 – June 2025

WHAT WE DO

CRISIS RESIDENTIAL PROGRAM is a comprehensive, short-term residential program that provides a less restrictive alternative to hospitalization. CRP provides treatment for adults experiencing a mental health crisis who require 24-house support in order to return to community living. The services provided are time-specific, member-focused, and strength-based. Services routinely avert the need for hospitalization through teaching clients to successfully manage their symptoms, addressing psychosocial stressors and empowering clients to become agents of change in their recovery.

SERVICES PROVIDED

WE PROVIDE PSYCHOSOCIAL REHABILITATION SERVICES FOR INDIVIDUALS IN ACUTE PSYCHIATRIC CRISIS. THESE INCLUDE:



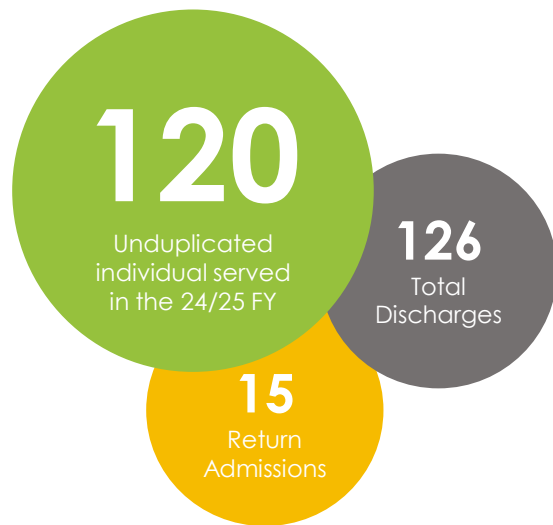
24/7 staff support, medication stabilization



Psychosocial and therapeutic groups

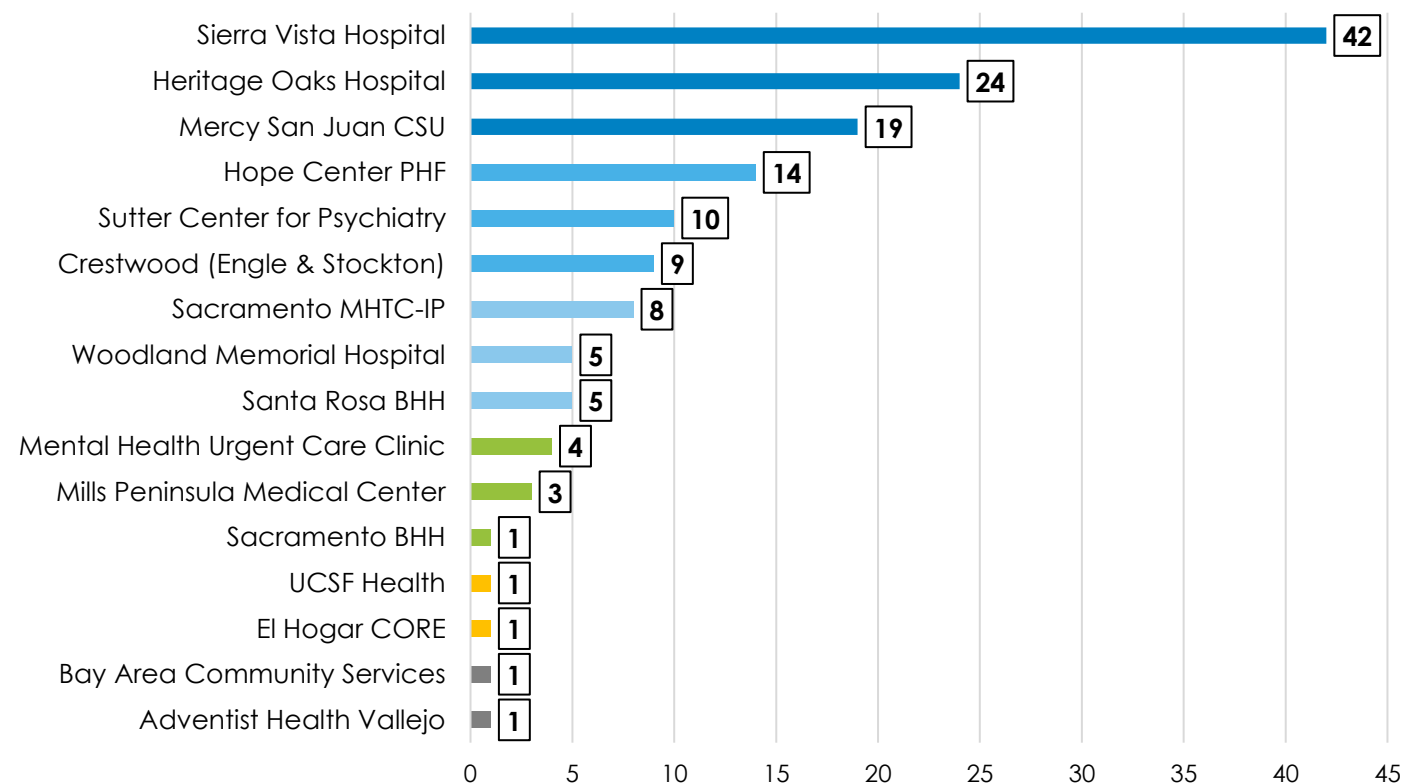


Connection to community resources, treatment and discharge planning



REFERRALS

Referrals by Source



DEMOGRAPHICS

All demographics below include all unduplicated admitted clients (N=120)*.

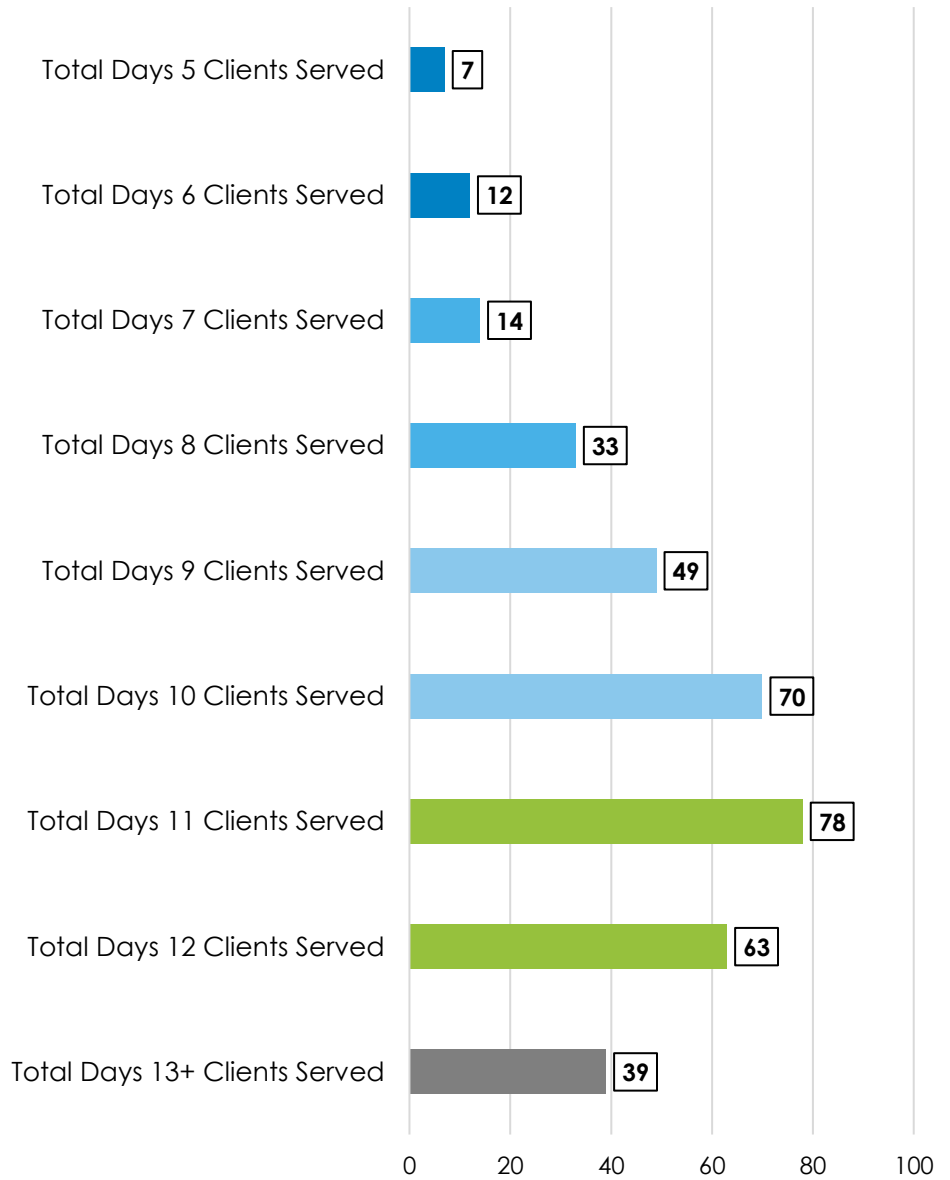
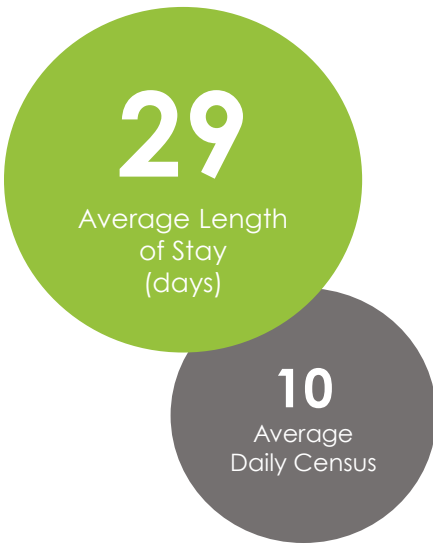
	#
Age Group	
TAY (18-25)	2
Adult (26-59)	102
Older Adult (60+)	16
Gender	
Female	40
Male	79
Other	1
Sexual Orientation	
Bisexual	4
Gay/Lesbian	4
Heterosexual	109
Unsure/Questioning	2
Unknown/Declined	1
Race	
American Indian/Native Alaskan	3
Asian	7
Black/African-American	31
Multiracial	2
Native Hawaiian/Pacific Islander	2
Other Race	14
White	61

	#
Ethnicity	
Not Hispanic or Latino	95
Hispanic or Latino	20
Unknown/Declined	5
Language	
English	118
Spanish	2
Primary Diagnosis	
Bipolar and Related Disorders	35
Depressive Disorders	67
Schizophrenia Spectrum and Other Psychotic Disorders	143
Trauma and Stressor Related Disorders	15

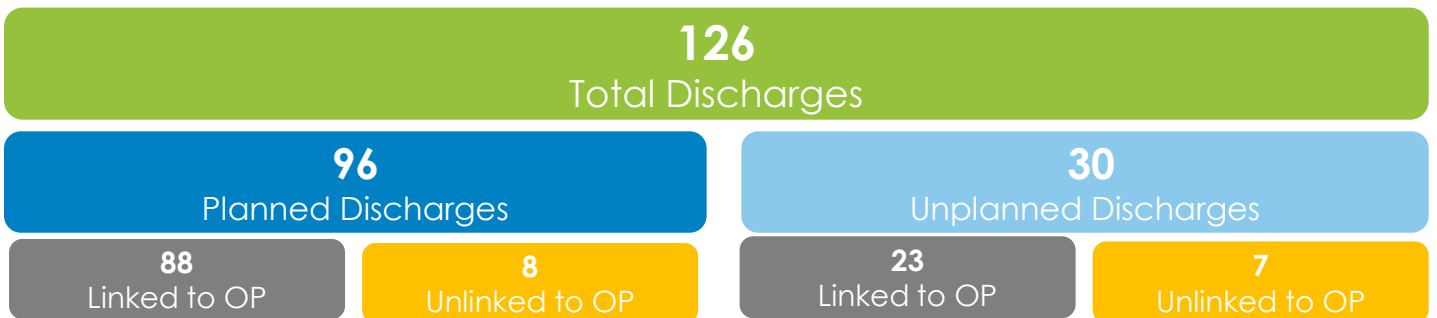
*Primary diagnosis counts are duplicated as primary diagnosis can change between admissions

SERVICE INTENSITY

Due to the fact that a client can be admitted on the same day another client discharges, it is possible for more than 15 clients to be served on any given day.

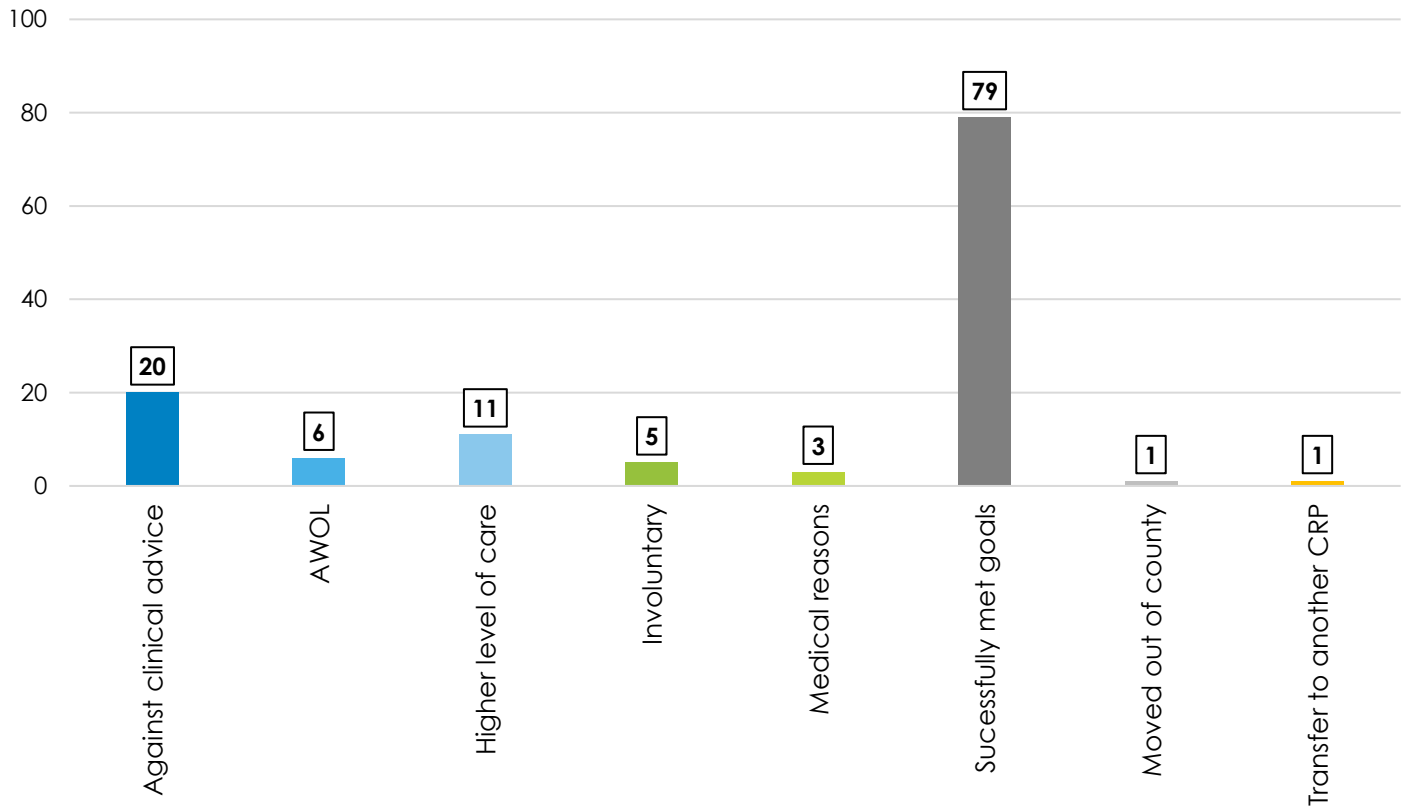


DISCHARGE INFORMATION



DISCHARGE INFORMATION (CONTINUED)

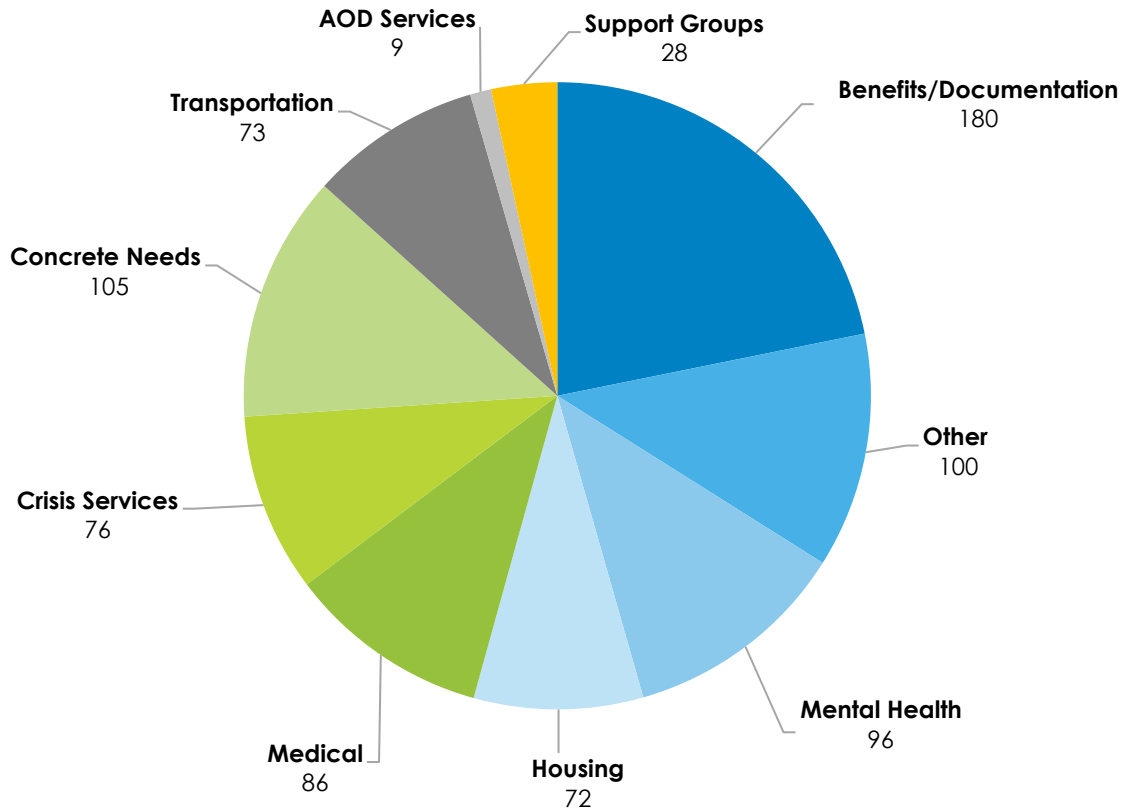
Discharge Reason



Outpatient Provider at Discharge




	#
Asian Pacific Counseling Center	3
Bay Area Community Services CORE	14
Capital Star TAY	3
El Hogar CORE	24
Hope Cooperative (CORE & New Direction)	12
One Community Health	2
Telecare (Arise, Oasis, and Soar)	23
THRIVE	1
Turning Point Community Programs (CORE, ISA, Pathways)	29

ADDITIONAL LINKAGES



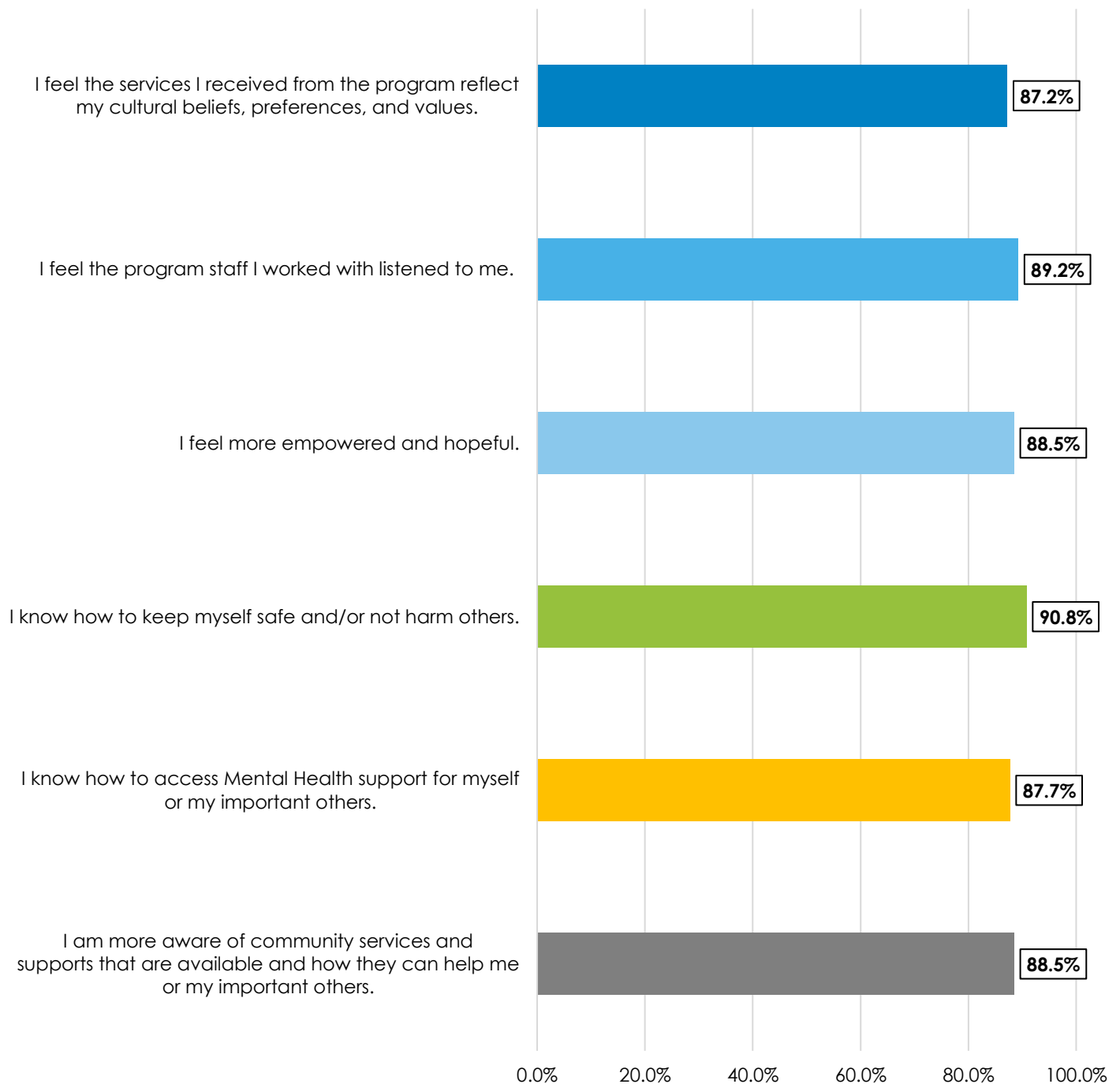
LIVING SITUATION AT ADMISSION AND DISCHARGE

The housing data below includes all discharges (duplicated) as housing status can fluctuate between admissions.

Living Situation at Intake	Living Situation at Discharge	
 <p>82 Homeless</p>	<p>Became Housed: 33</p> <p>Temporarily Housed: 19</p>	<p>Remained Homeless: 22</p> <p>Higher Level of Care: 5</p> <p>Unknown: 3</p>
 <p>14 Temporarily Housed</p>	<p>Became Housed: 8</p> <p>Remained Temporarily Housed: 5</p>	<p>Higher Level of Care: 1</p>
 <p>30 Housed</p>	<p>Remained Housed: 21</p> <p>Temporarily Housed: 4</p>	<p>Became Homeless: 4</p> <p>Higher Level of Care: 1</p>

CLIENT SATISFACTION

Of the discharges in the reporting period, 26.2% (n=33) have a client satisfaction survey on file. Of those with a client satisfaction survey on file, 78.8% (n=26) were completed, and 21.2% (n=7) were declined by the client. The chart below includes only those individuals who completed the survey.



Overall
Satisfaction
Rate

88.6%

This report was developed and distributed by
Turning Point Community Program's
Outcomes & Evaluation Department



A: 10850 Gold Center Drive, Suite 325, Rancho Cordova, CA 95670 P: (916) 364-8395 www.TPCP.org



[/TurningPointCP](https://www.facebook.com/TurningPointCP)



[@TurningPointCP](https://twitter.com/TurningPointCP)