



Abiding Hope Respite House ANNUAL REPORT

July 2024 – June 2025

WHAT WE DO

ABIDING HOPE is a 7-to-14-day respite facility for individuals 18 years of age and older with psychiatric disability. We provide a short-term alternative to an emergency department visit, or acute hospitalization for persons experiencing overwhelming stress, which can be alleviated with a brief respite stay. Abiding Hope Respite House is a coed facility that houses a maximum of five clients each day. Referrals may come from emergency rooms, law enforcement, outpatient case managers, and shelters.

SERVICES PROVIDED

WE PROVIDE CLIENT-CENTERED RECOVERY SERVICES IN A WELCOMING HOME-LIKE ENVIRONMENT. THESE INCLUDE:



Resource linkage, including regular check-ins to discuss goals and distribute appropriate materials



Care management to coordinate care and reduce emergency room visits



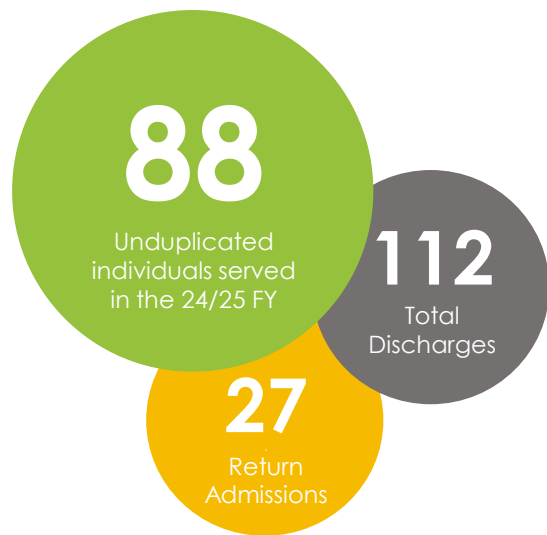

Onsite life skills groups to promote positive socialization and healthy coping skills



Transportation to appointments, meetings and other resources

REFERRALS

Referrals by Source



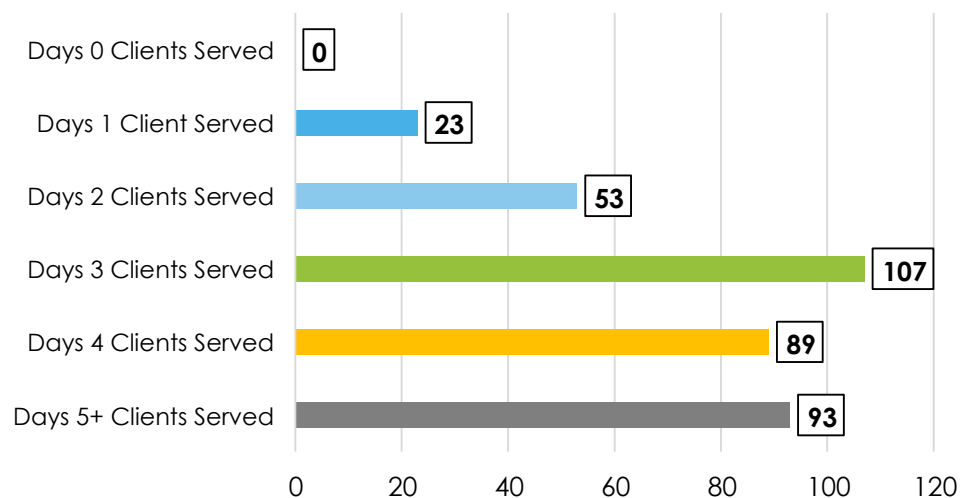
DEMOGRAPHICS

All demographics below include all unduplicated admitted clients (N=88).

	#
Age Group	
18 – 25 years (TAY)	10
26 – 59 (Adult)	72
60+ (Older Adult)	6
Gender	
Female	32
Male	55
Transgender	1
Sexual Orientation	
Bisexual	7
Gay/Lesbian	5
Heterosexual/Straight	73
Unknown/Declined	3
Primary Language	
English	88
Race	
American Indian/Native Alaskan	8
Asian	3
Black/African-American	32
Native Hawaiian/Pacific Islander	1
Other Race or Hispanic	9
White/Caucasian	33
Unknown/Declined	2

	#
Ethnicity	
Hispanic or Latino	18
Not Hispanic or Latino	66
Other	1
Unknown/Declined	3
City of Residence	
Carmichael	2
Citrus Heights	1
Elk Grove	2
North Highlands	1
Rio Linda	1
Sacramento	77
Out of County	3
Unknown/Declined	1
Primary Diagnosis	
Anxiety Disorders	8
Bipolar and Related Disorders	11
Depressive Disorders	32
Disruptive, Impulse-Control and Conduct Disorders	1
Schizophrenia Spectrum and Other Psychotic Disorders	17
Trauma and Stressor Related Disorders	14
No Diagnosis	5

SERVICE INTENSITY



DISCHARGE INFORMATION

112
Total Discharges

96
Planned Discharges

16
Unplanned Discharges

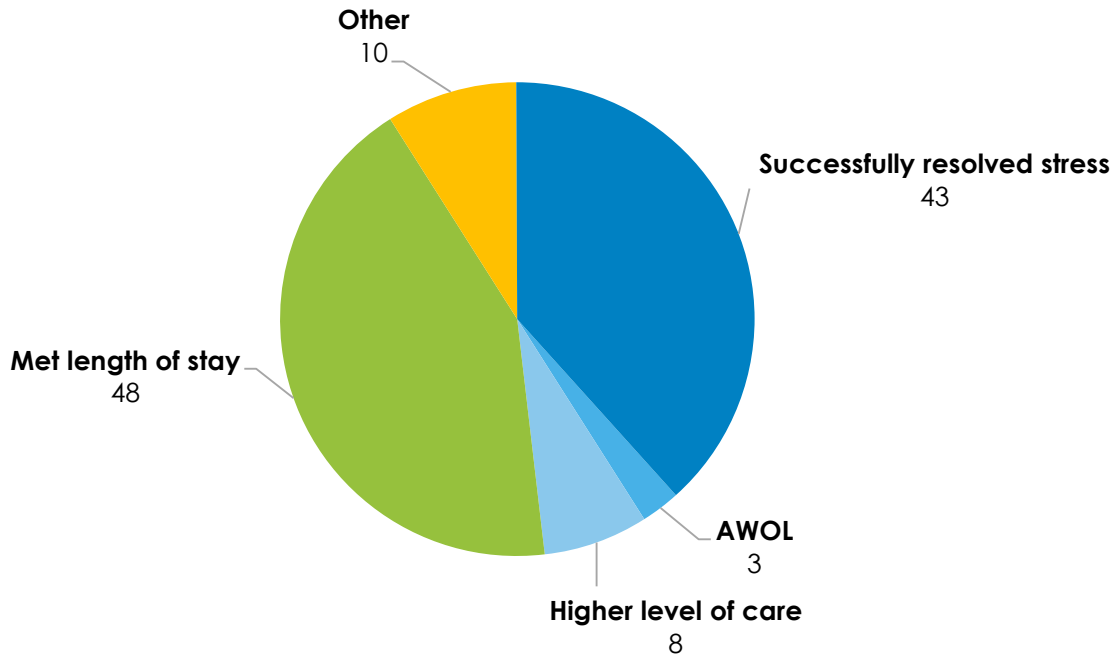
86
Linked to OP

10
Unlinked to OP

10
Linked to OP

6
Unlinked to OP

Discharge Reason






Outpatient Provider at Discharge

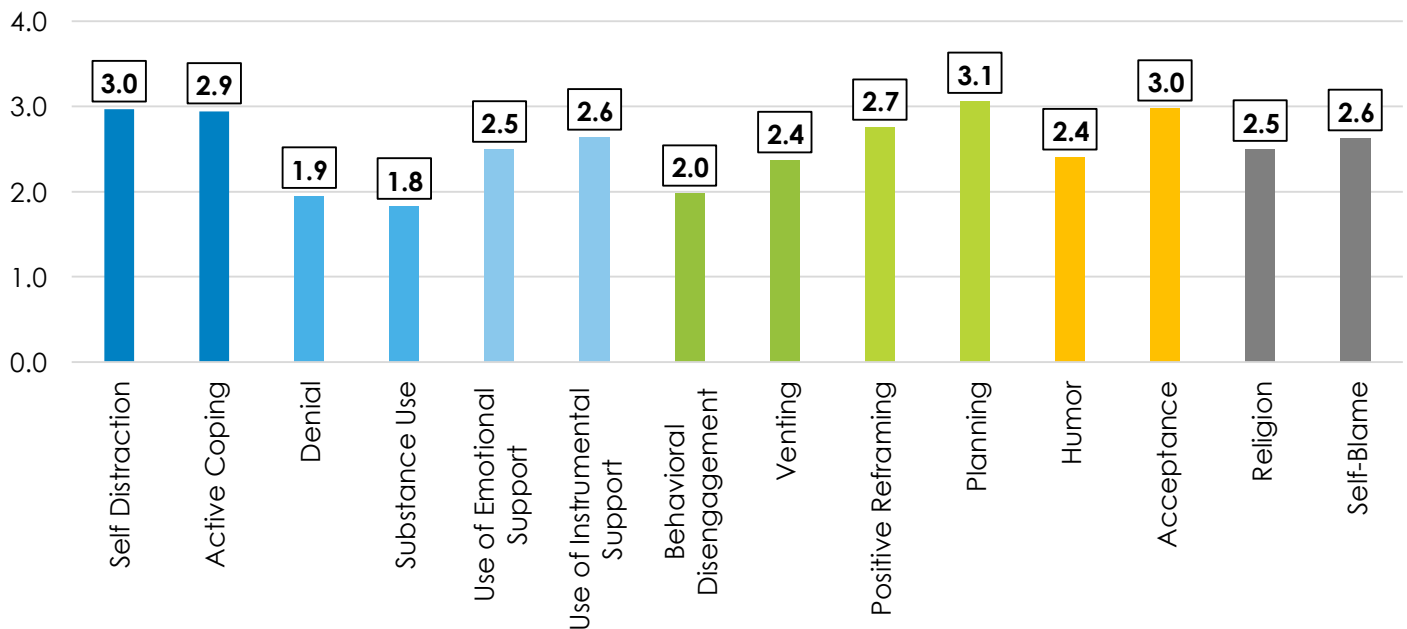
OP at Discharge	#
211	5
Advanced Psychiatry Associates	1
Asian Pacific Community Counseling	4
Bay Area Community Services	14
Dignity Health	1
El Hogar	6
Exodus Project	1
Hope Cooperative	21
Kaiser	3
Peach Tree	1
Radiant Health Center	1
Sacramento Native American Health Center (SNAHC)	2
STARS	1
Telecare	2
Turning Point Community Programs (CORE, Pathways, ISA, & MHUCC)	33
Wellspace	10

LIVING SITUATION AT ADMISSION AND DISCHARGE

The housing data below includes all discharges (duplicated) as housing status can fluctuate between admissions.

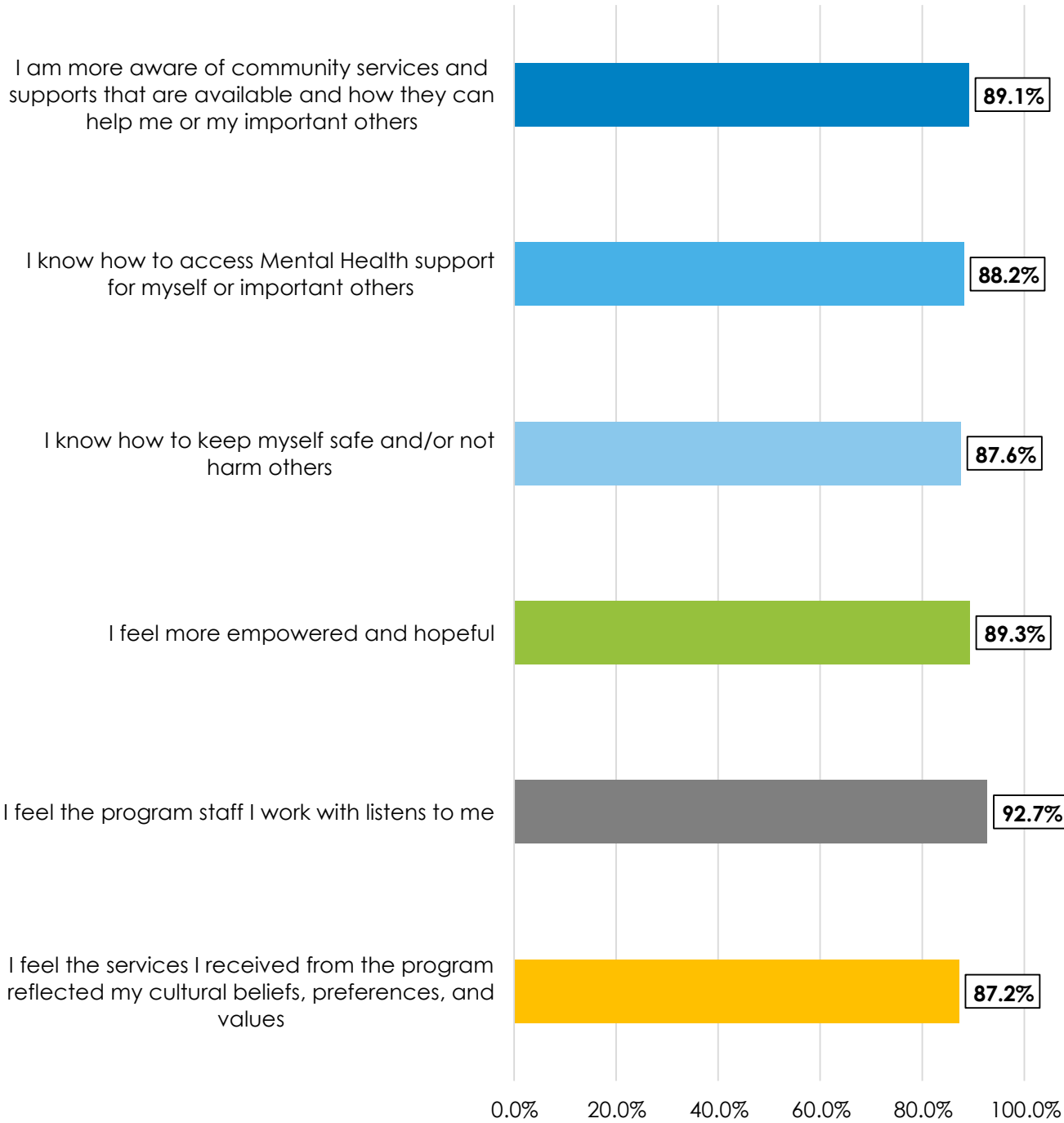
Living Situation at Intake	Living Situation at Discharge	
 <p>79 Homeless</p>	<p>Became Housed: 31</p> <p>Temporarily Housed: 15</p>	<p>Remained Homeless: 27</p> <p>Higher Level of Care: 2</p> <p>Unknown: 4</p>
 <p>3 Temporarily Housed</p>	<p>Became Housed: 2</p> <p>Became Homeless: 1</p>	
 <p>30 Housed</p>	<p>Remained Housed: 29</p> <p>Temporarily Housed: 1</p>	

BRIEF COPE AT ADMISSION



CLIENT SATISFACTION

Of the 112 discharges that occurred within the reporting period, 100 (89.3%) completed a satisfaction survey. The remaining 12 (12.1%) discharges did not complete a survey due to declining to participate or their whereabouts were unknown. Results for the surveys completed are as follows:



Overall Satisfaction Rate **89.0%**

This report was developed and distributed by
Turning Point Community Program's
Outcomes & Evaluation Department



A: 10850 Gold Center Drive, Suite 325, Rancho Cordova, CA 95670 P: (916) 364-8395 www.TPCP.org

 /TurningPointCP  @TurningPointCP