



Crisis Residential Program- Henrietta

ANNUAL REPORT

July 2020 – June 2021

WHAT WE DO

CRISIS RESIDENTIAL PROGRAM is a comprehensive, short-term residential program that provides a less restrictive alternative to hospitalization. CRP provides treatment for adults experiencing a mental health crisis who require 24-hour support in order to return to community living. The services provided are time-specific, member-focused, and strength-based. Services routinely avert the need for hospitalization through teaching clients to successfully manage their symptoms, addressing psychosocial stressors and empowering clients to become agents of change in their recovery.

SERVICES PROVIDED

WE PROVIDE PSYCHOSOCIAL REHABILITATION SERVICES FOR INDIVIDUALS IN ACUTE PSYCHIATRIC CRISIS. THESE INCLUDE:



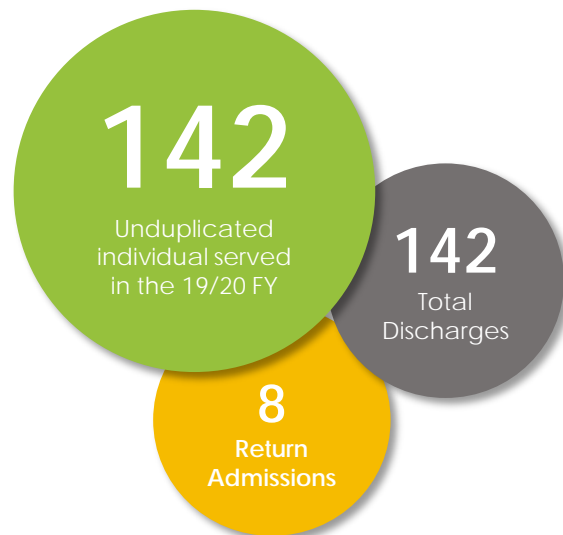
24/7 staff support, medication stabilization



Psychosocial and therapeutic groups

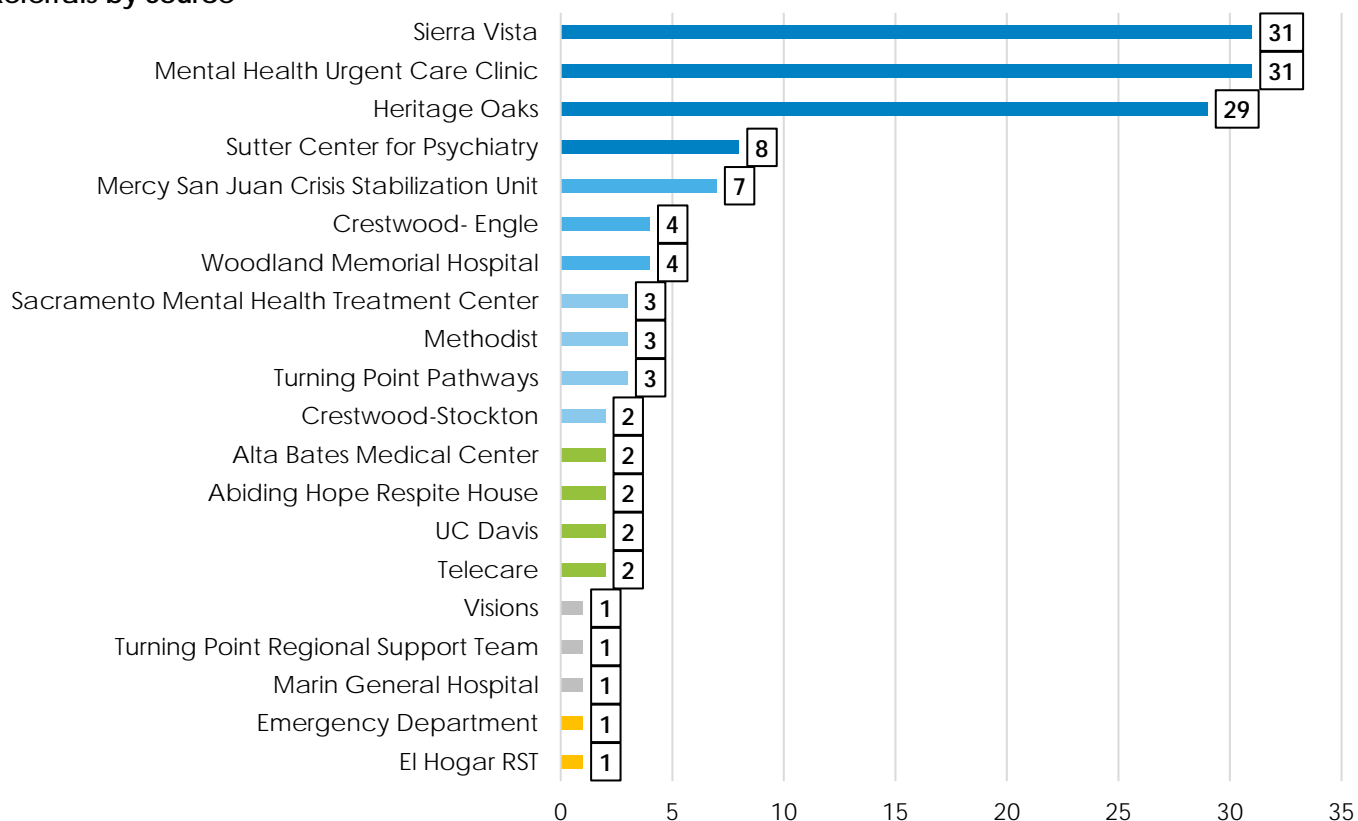


Connection to community resources, treatment and discharge planning



REFERRALS

Referrals by Source



DEMOGRAPHICS

All demographics below include all unduplicated admitted clients (N=142)*.

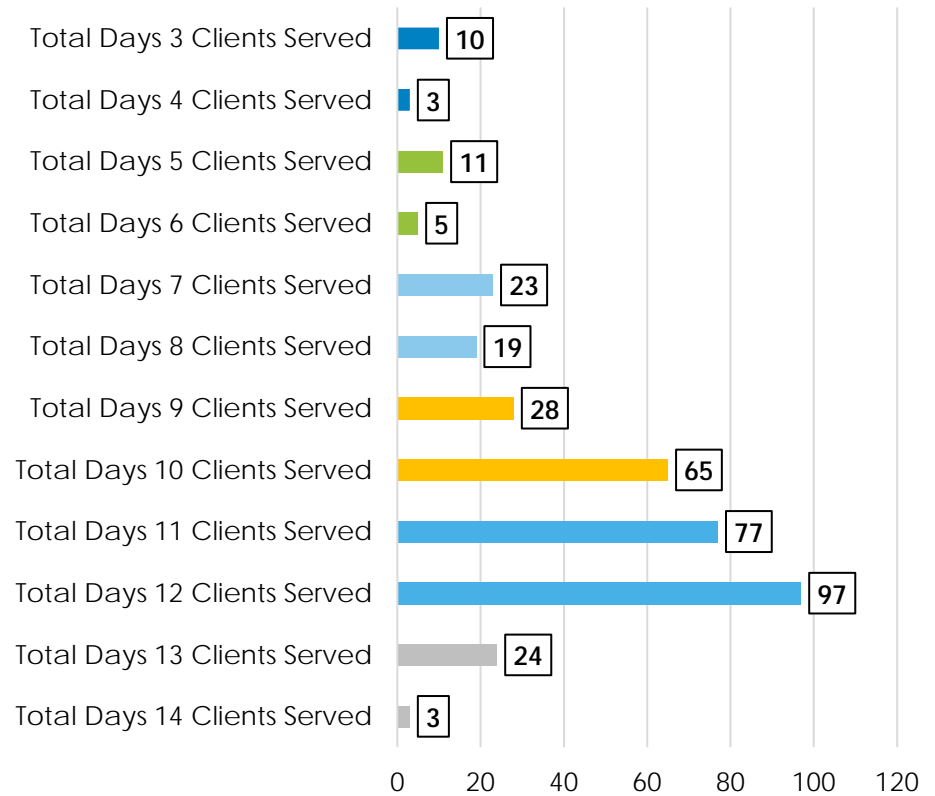
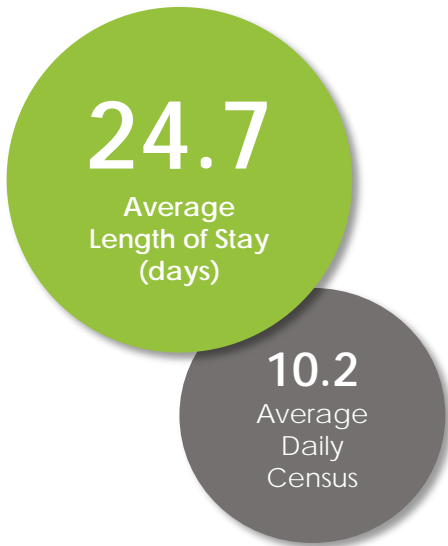
	#
Age Group	
18 – 25 years (TAY)	8
26 – 59 (Adult)	131
60+ (Older Adult)	3
Sex	
Female	51
Male	88
Other	3
Race	
American Indian/Native Alaskan	3
Asian/Pacific Islander	5
Black/African-American	34
Declined to State	1
Multi-Racial	3
Other	21
White/Caucasian	75
Ethnicity	
Filipino	1
Mexican/Mexican American	5
Not Hispanic	106
Other	11
Other Hispanic/Latino	16
Portugese	1
Puerto Rican	1
Unknown/Not Reported	1

	#
City of Residence	
Carmichael	4
Citrus Heights	3
Elk Grove	7
Folsom	2
Galt	1
Natomas	2
North Highlands	9
Orangevale	1
Rancho Cordova	4
Rio Linda	4
Rocklin	1
Sacramento	103
Unknown/Not Reported	1
Primary Language	
English	138
Other	1
Spanish	3
Primary Diagnosis	
Bipolar and Related Disorders	27
Personality Disorders	2
Depressive Disorders	43
Trauma and Stressor Related Disorders	16
Schizophrenia Spectrum and other Psychotic Disorders	62

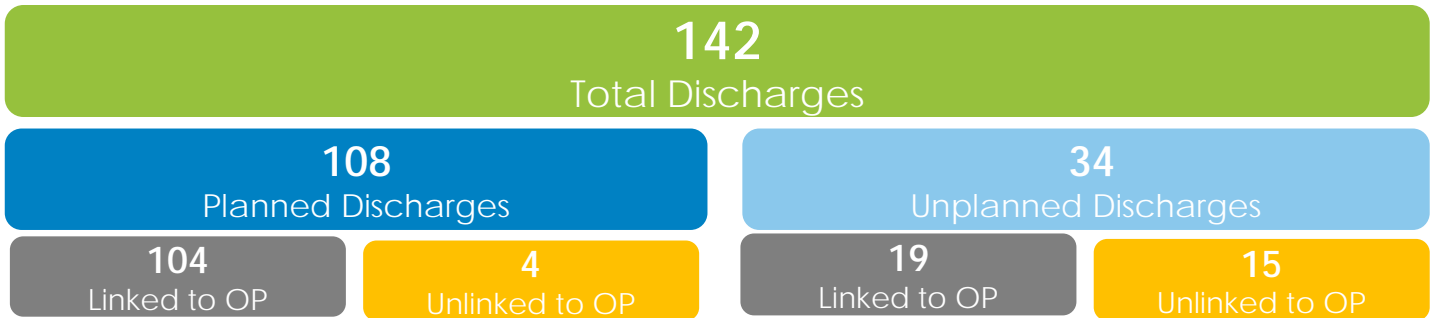
* Primary diagnosis demographics are duplicated as diagnosis can change from episode to episode

SERVICE INTENSITY

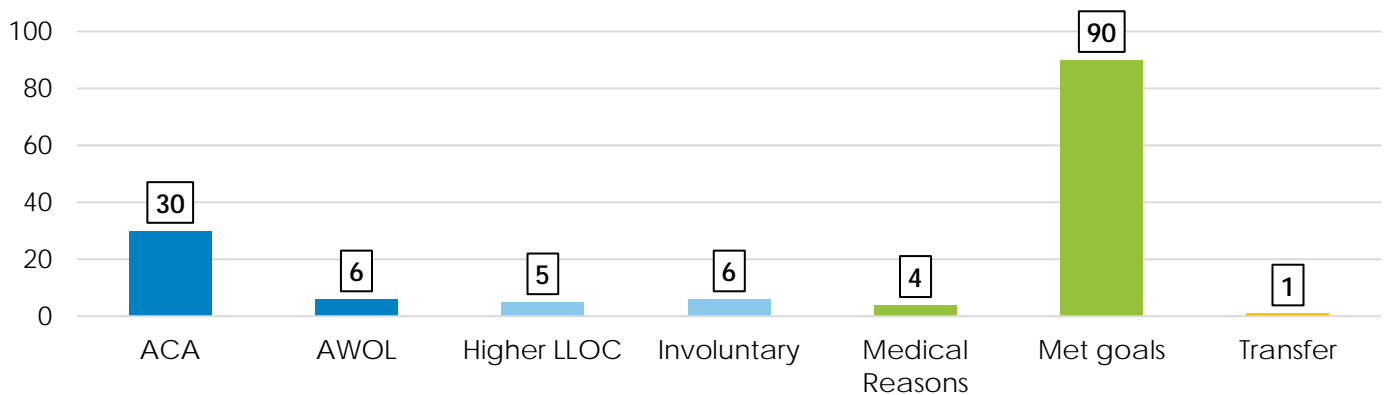
Due to the fact that a client can be admitted on the same day another client discharges, it is possible for more than 15 clients to be served on any given day.



DISCHARGE INFORMATION



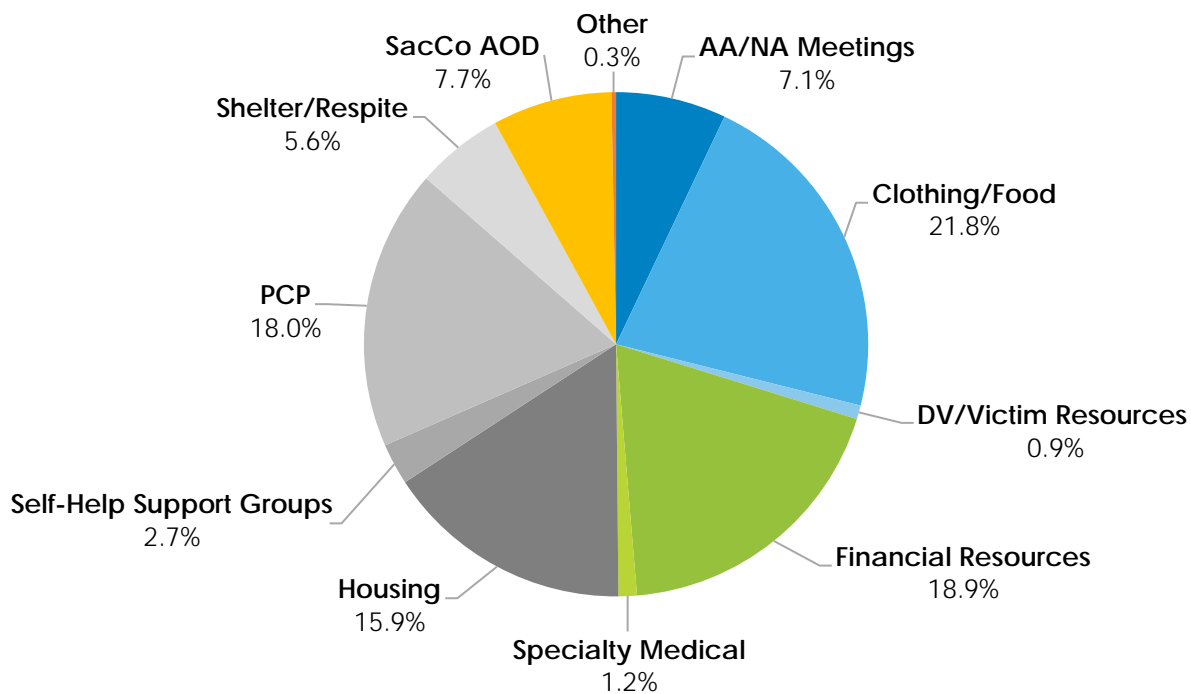
Discharge Reason



DISCHARGE INFORMATION (CONTINUED)




	#
Outpatient Provider at Discharge	
Asian Pacific Counseling Center	4
APSS Clinic	3
Capital STARS	3
Cornerstone AOD	1
Wellness Recovery Center	1
El Hogar RST	9
Guest House	2
HRC	17
Kaiser	1
One Community Health	2
Out of County Provider	1
Sacramento Native American Health Center	3
STAR TAY FSP	1
T-CORE	30
Telecare (ARISE & SOAR)	14
TLCS	5
Turning Point ISA	4
Turning Point Pathways	5
Turning Point RST	11
Visions	4
Well Space	1

ADDITIONAL LINKAGES

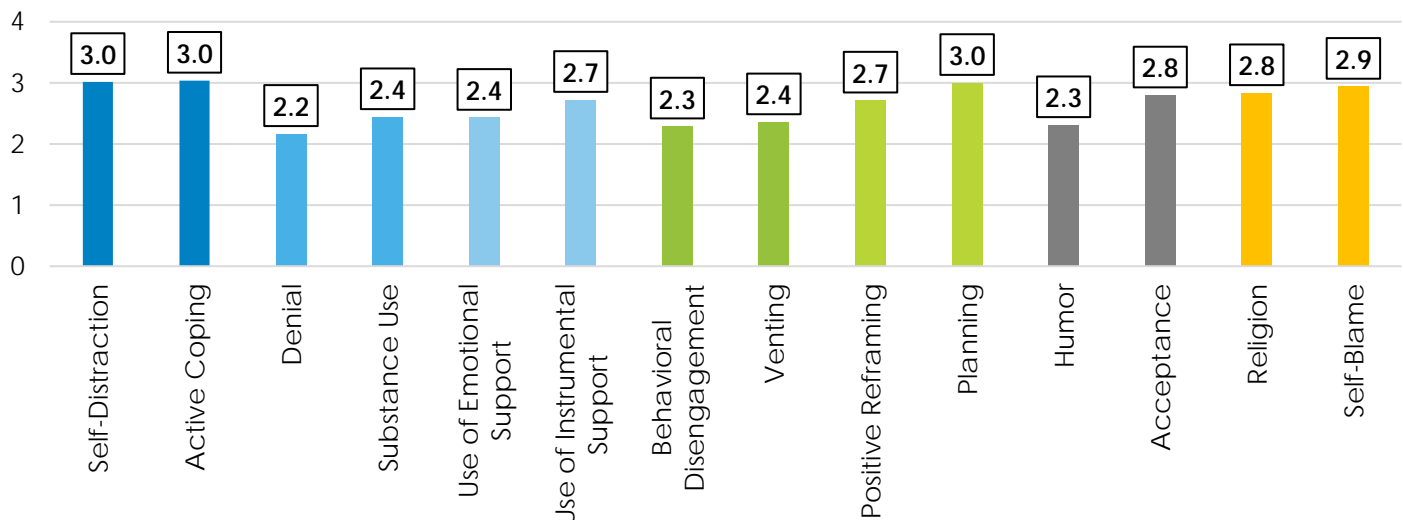


LIVING SITUATION AT ADMISSION AND DISCHARGE

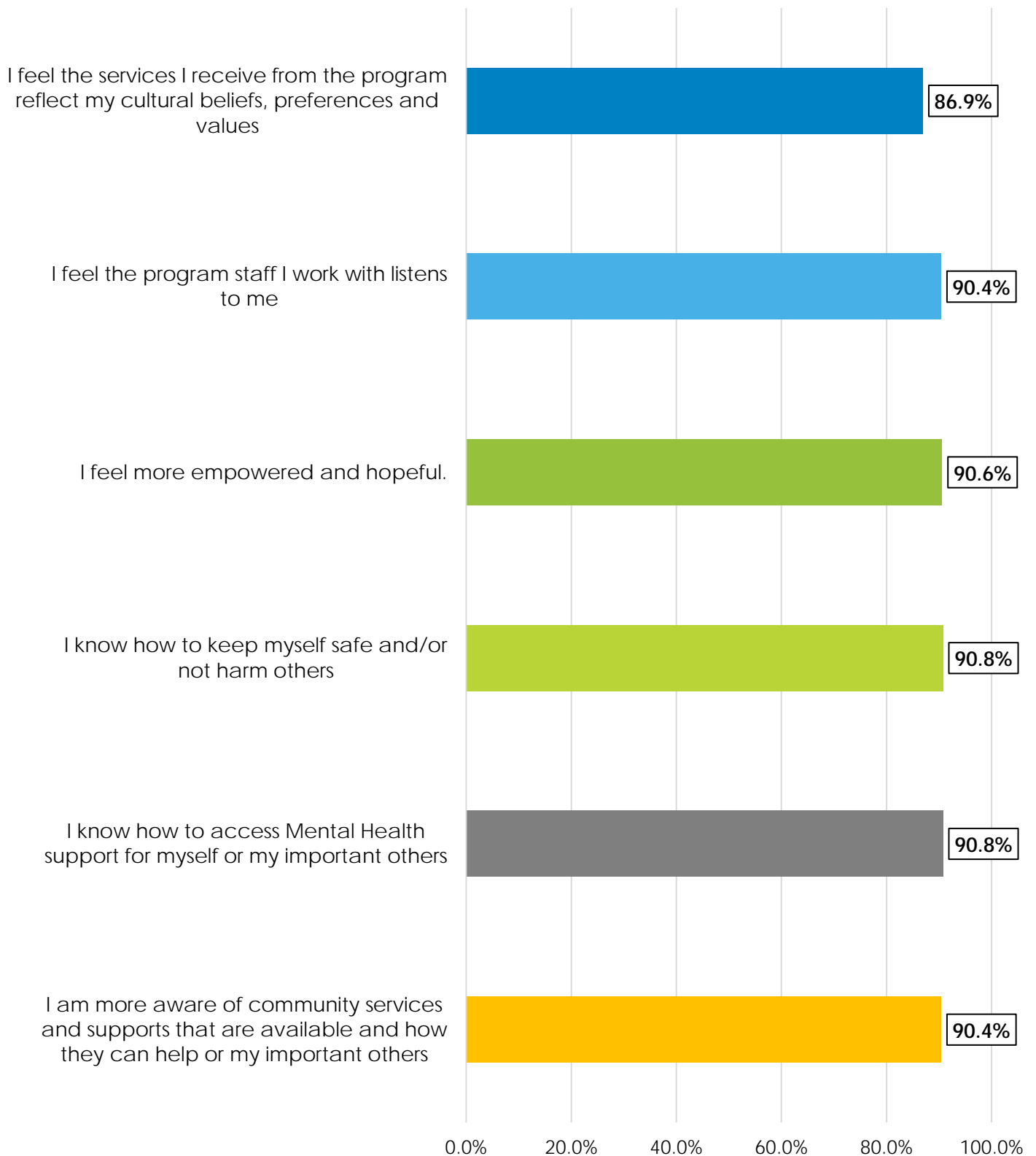
The housing data below includes all discharges (duplicated) as housing status can fluctuate between admissions.

Living Situation at Intake	Living Situation at Discharge	
 <p>103 Homeless</p>	<p>Became Housed: 41</p> <p>Temporarily Housed: 23</p>	<p>Remained Homeless: 28</p> <p>Unknown: 11</p>
 <p>4 Temporarily Housed</p>	<p>Became Housed: 2</p> <p>Remained Temporarily Housed: 1</p>	<p>Hospital: 1</p>
 <p>35 Housed</p>	<p>Remained Housed: 25</p> <p>Temporarily Housed: 2</p>	<p>Became Homeless: 3</p> <p>Hospital: 3</p> <p>Unknown: 2</p>

BRIEF COPE



CLIENT SATISFACTION



Overall
Satisfaction
Rate

90.0%

This report was developed and distributed by
Turning Point Community Program's
Outcomes & Evaluation Department



A: 10850 Gold Center Drive, Suite 325, Rancho Cordova, CA 95670 P: (916) 364-8395 www.TPCP.org



[/TurningPointCP](https://www.facebook.com/TurningPointCP)



[@TurningPointCP](https://twitter.com/TurningPointCP)